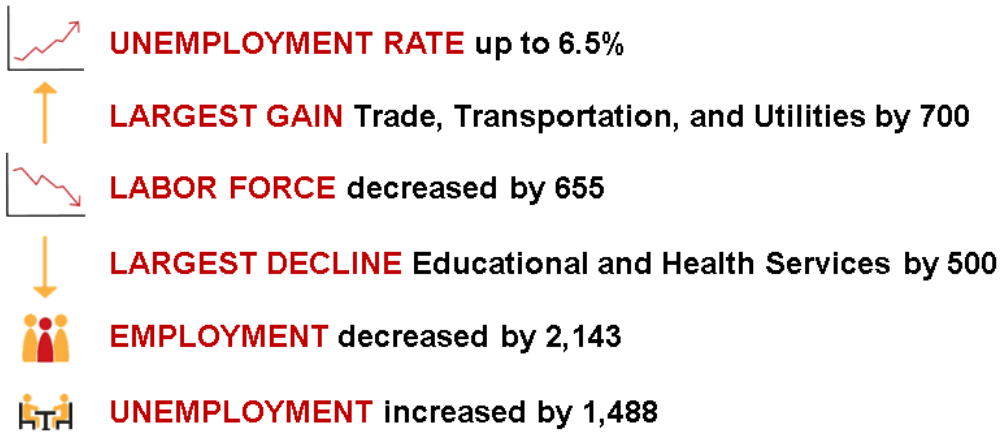


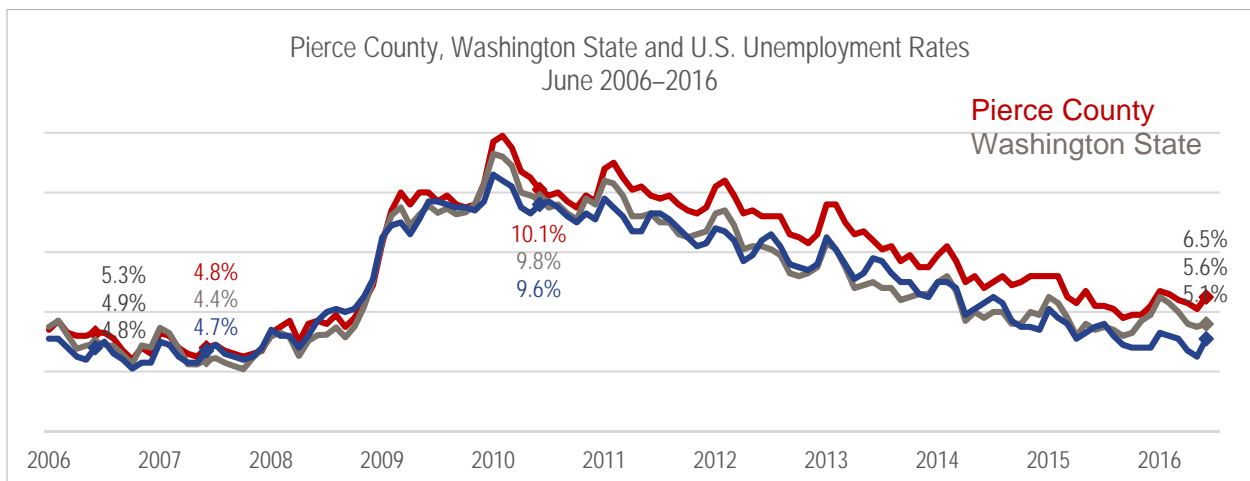
July 28, 2016

## JUNE SNAPSHOT: PIERCE COUNTY WORKFORCE DATA

The WorkForce Central Monthly Employment Report for Pierce County (May 2016 to June 2016) shows decreases in the civilian labor force and employment while unemployment increased.



The Employment Security Department<sup>1</sup> reported a 0.4 percent increase in Pierce County's unemployment rate, from a revised 6.1 percent in May 2016 to 6.5 percent in June 2016, above the year-ago estimate of 6.2 percent. The unemployment rate is below the highest June unemployment rate (10.1 percent in 2010) but remains higher than the lowest June unemployment rate (4.8 percent in 2007) experienced in the region over the last 10 years.

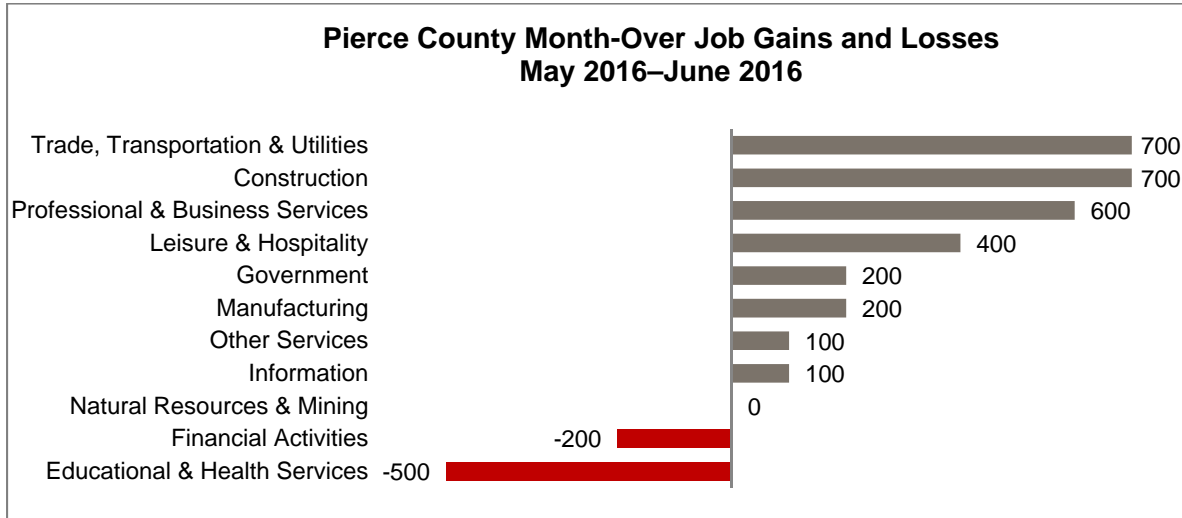


	June	May 2016	June 2016	Change	
	2015	Revised	Prelim	Month	Year
<b>Civilian Labor Force</b>	385,023	401,216	400,561	-655	15,538
<b>Civilian Employment</b>	361,146	376,839	374,696	-2,143	13,550
<b>Civilian Unemployment</b>	23,877	24,377	25,865	1,488	1,988

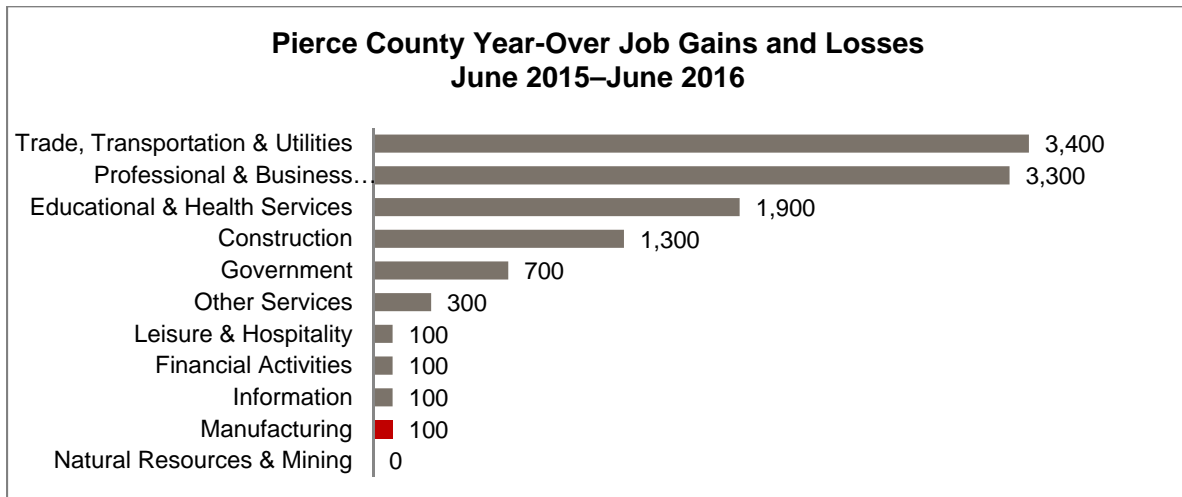
(Data Not Seasonally Adjusted)

<sup>1</sup> <https://fortress.wa.gov/esd/employmentdata/reports-publications/regional-reports/labor-area-summaries>

Construction and Trade, Transportation & Utilities recorded the largest month-over employment gains of 700 jobs each. Professional & Business Services added 600 jobs, and five other industries<sup>2</sup> also experienced job growth. Two industries experienced month-over job losses with Educational & Health Services recording the largest decline of 500 jobs.



From June 2015 to June 2016, nine industries experienced increased job growth. Trade, Transportation & Utilities had the greatest year-over gain, adding 3,400 jobs to the region. Professional & Business Services added 3,300 jobs and Educational & Health Services contributed 1,900. Natural Resources & Mining was the only industry to remain unchanged.



Despite month-over losses in two industries, Pierce County continues to experience year-over employment gains in a majority of industries. The county recorded a year-over growth rate of 3.8 percent in civilian employment, surpassing Washington State's growth rate of 1.9 percent.<sup>3</sup>

<sup>2</sup> A list of industries and industry sub-sectors are accessible through the Bureau of Labor Statistics:  
[http://www.bls.gov/iag/tgs/iag\\_index\\_naics.htm](http://www.bls.gov/iag/tgs/iag_index_naics.htm)

<sup>3</sup> <https://fortress.wa.gov/esd/employmentdata/reports-publications/regional-reports/labor-area-summaries#Unemployment-rates>