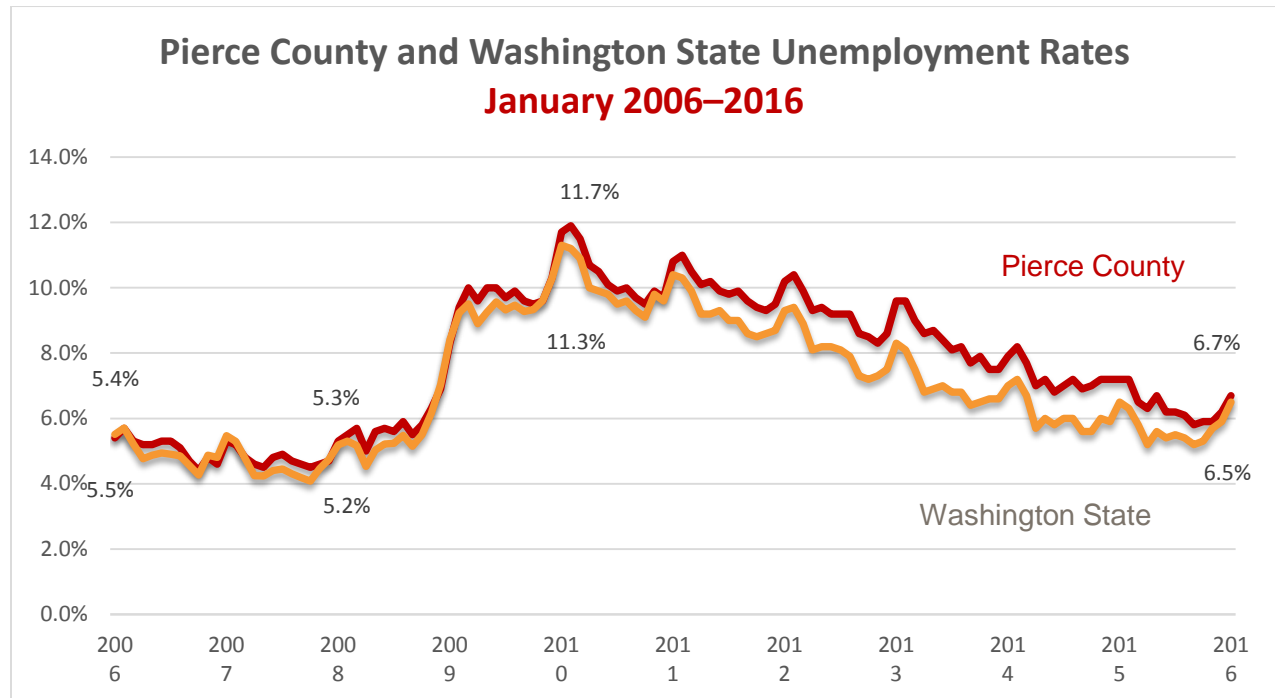


## Pierce County unemployment rate increases in January 2016

March 15, 2016

The WorkForce Central Monthly Employment Report for Pierce County (December 2015 to January 2016) shows increases in the civilian unemployment rate, labor force and employment.

The Employment Security Department<sup>1</sup> reported a 0.5 percent increase in Pierce County's unemployment rate, from 6.2 percent in December 2015 to 6.7 percent in January 2016. The unemployment rate is below the highest January unemployment rate (11.7 percent in 2010) but remains higher than the lowest January unemployment rates (5.3 percent in 2007 and 2008) experienced in the region over the last 10 years.



	January 2015	December 2015 Revised	January 2016 Prelim	Change	
				Month	Year
Civilian Labor Force	395,441	404,120	406,829	2,709	11,388
Civilian Employment	367,075	379,057	379,539	482	12,464
Civilian Unemployment	28,366	25,063	27,290	2,227	-1,076

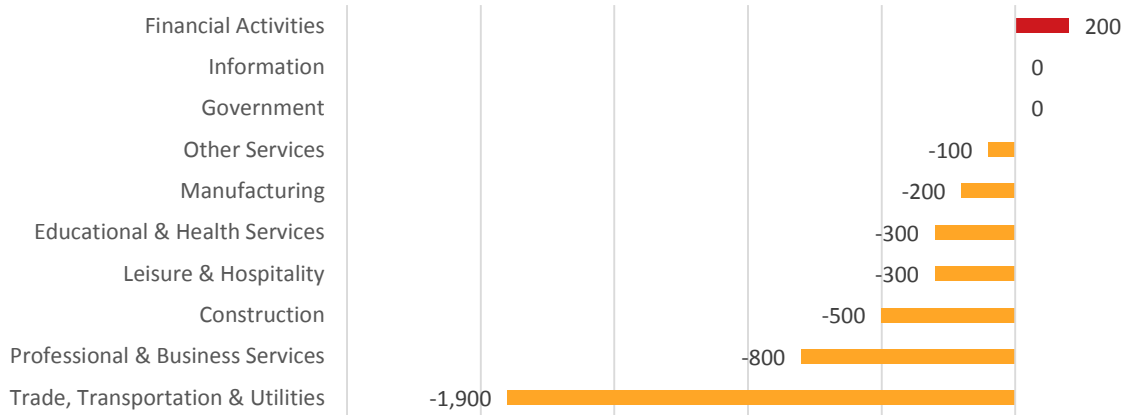
(Data Not Seasonally Adjusted)

Financial Activities was the only industry with a month-over employment gain (up 200 jobs). All other industries recorded month-over employment losses with Trade, Transportation & Utilities experiencing the largest decrease in employment (down 1,900 jobs).<sup>2</sup> Retail Trade was the largest contributor to this loss, eliminating 1,500 jobs during this period, mostly as a result of the post-holiday season.

<sup>1</sup> <https://fortress.wa.gov/esd/employmentdata/reports-publications/regional-reports/labor-area-summaries>

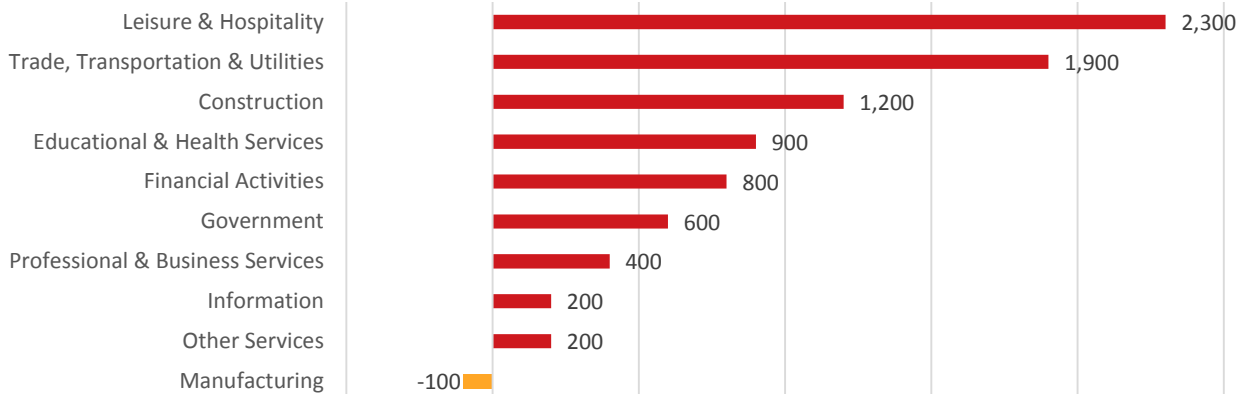
<sup>2</sup> Information and Government recorded no change in employment.

## Pierce County Month-Over Job Gains and Losses December 2015–January 2016



From January 2015 to January 2016, nine industries experienced increased job growth. Leisure & Hospitality had the greatest year-over gain, adding 2,300 jobs to the region, while Trade, Transportation & Utilities contributed 1,900 jobs. Manufacturing was the only industry to experience a year-over decline, decreasing 100 jobs.

## Pierce County Year-Over Job Gains and Losses January 2015–January 2016



Despite most industries experiencing month-over job losses, year-over gains in all but one industry is an encouraging indicator for Pierce County's labor market. The county's year-over employment growth rate of 2.9 percent also surpasses Washington State's growth rate of 2.2 percent.<sup>3</sup>

<sup>3</sup> <http://www.thenewtribune.com/news/business/article66212757.html>