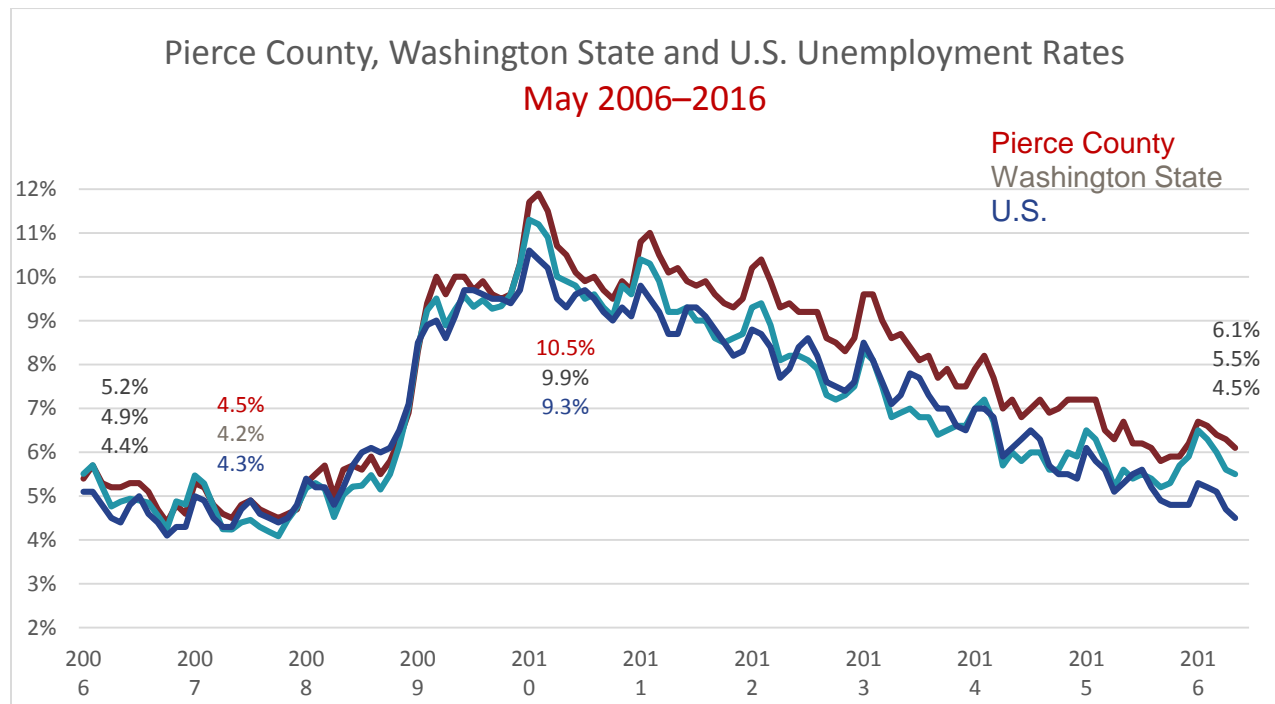


Pierce County unemployment rate decreases 0.2% in May 2016

June 22, 2016

The WorkForce Central Monthly Employment Report for Pierce County (April 2016 to May 2016) shows decreases in the civilian labor force, employment and unemployment.

The Employment Security Department¹ reported a 0.2 percent decrease in Pierce County's unemployment rate, from a revised 6.3 percent in April 2016 to 6.1 percent in May 2016, below the year-ago estimate of 6.7 percent. The unemployment rate is below the highest May unemployment rate (10.5 percent in 2010) but remains higher than the lowest May unemployment rate (4.5 percent in 2007) experienced in the region over the last 10 years.



	May	April 2016	May 2016	Change	
	2015	Revised	Prelim	Month	Year
Civilian Labor Force	390,908	402,827	401,205	-1,622	10,297
Civilian Employment	364,743	377,485	376,860	-625	12,117
Civilian Unemployment	26,165	25,342	24,345	-997	-1,820

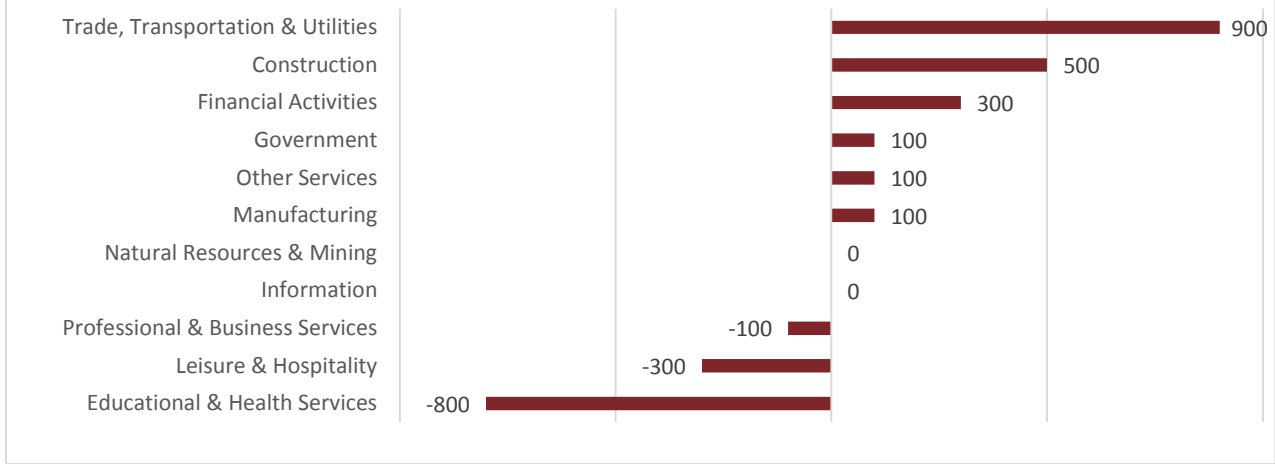
(Data Not Seasonally Adjusted)

Trade, Transportation & Utilities recorded the largest month-over employment gain of 900 jobs. Construction added 500 jobs and four other industries² also experienced job gains. Three industries experienced month-over job losses. Educational & Health Services recorded the largest decline of 800 jobs with half of the sector's employment decrease coming from Ambulatory Health Care Services.

¹ fortress.wa.gov/esd/employmentdata/reports-publications/regional-reports/labor-area-summaries

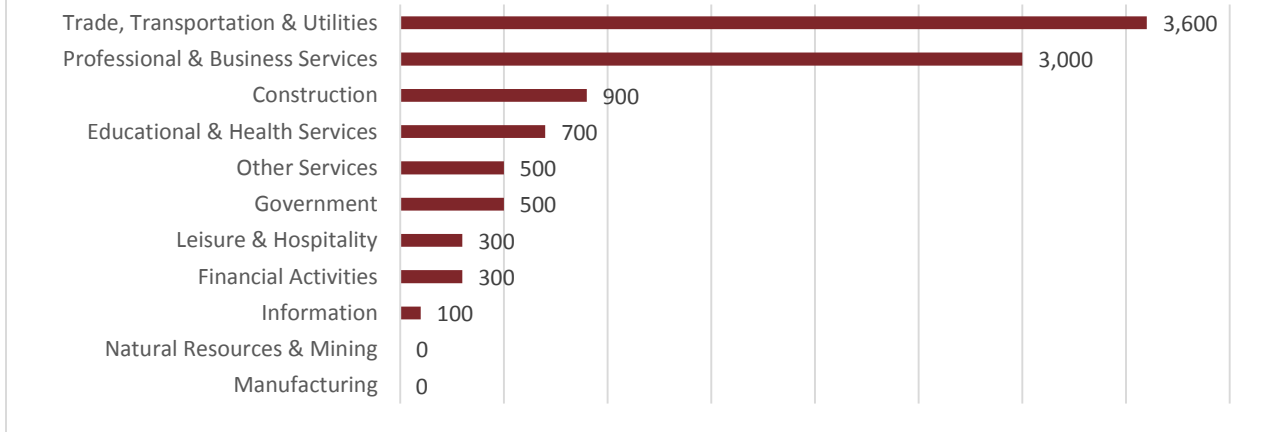
² A list of industries and industry sub-sectors are accessible through the Bureau of Labor Statistics: bls.gov/iag/tgs/iag_index_naics.htm.

Pierce County Month-Over Job Gains and Losses April 2016–May 2016



From May 2015 to May 2016, nine industries experienced increased job growth. Trade, Transportation & Utilities had the greatest year-over gain, adding 3,600 jobs to the region. Professional & Business Services added 3,000 jobs and Construction contributed 900. Manufacturing, and Natural Resources & Mining were the only two industries to remain unchanged.

Pierce County Year-Over Job Gains and Losses May 2015–May 2016



Despite month-over losses in several industries, Pierce County continues to experience year-over employment gains in a majority of industries. The county recorded a year-over growth rate of 3.3 percent in civilian employment, surpassing Washington State's growth rate of 1.8 percent.³

³ <https://fortress.wa.gov/esd/employmentdata/reports-publications/regional-reports/labor-area-summaries#Unemployment-rates>