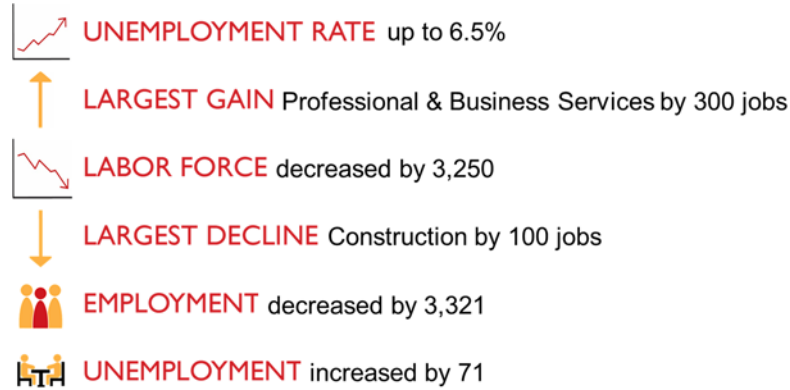
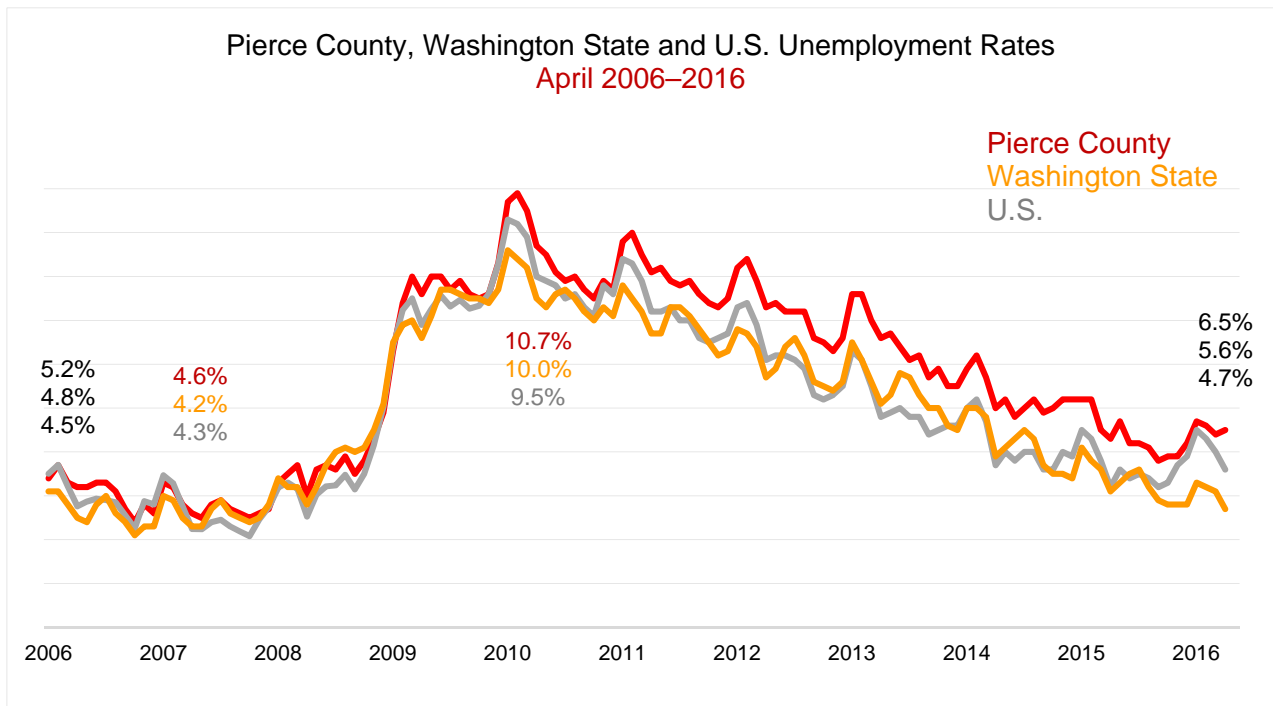


April Snapshot: Pierce County Workforce Data

The WorkForce Central Monthly Employment Report for Pierce County (March 2016 to April 2016) shows decreases in the civilian labor force and employment while unemployment increased.



The Employment Security Department¹ reported a 0.1 percent increase in Pierce County's unemployment rate, from 6.4 percent in March 2016 to 6.5 percent in April 2016. The unemployment rate is below the highest April unemployment rate (10.7 percent in 2010) but remains higher than the lowest April unemployment rate (4.6 percent in 2007) experienced in the region over the last 10 years.

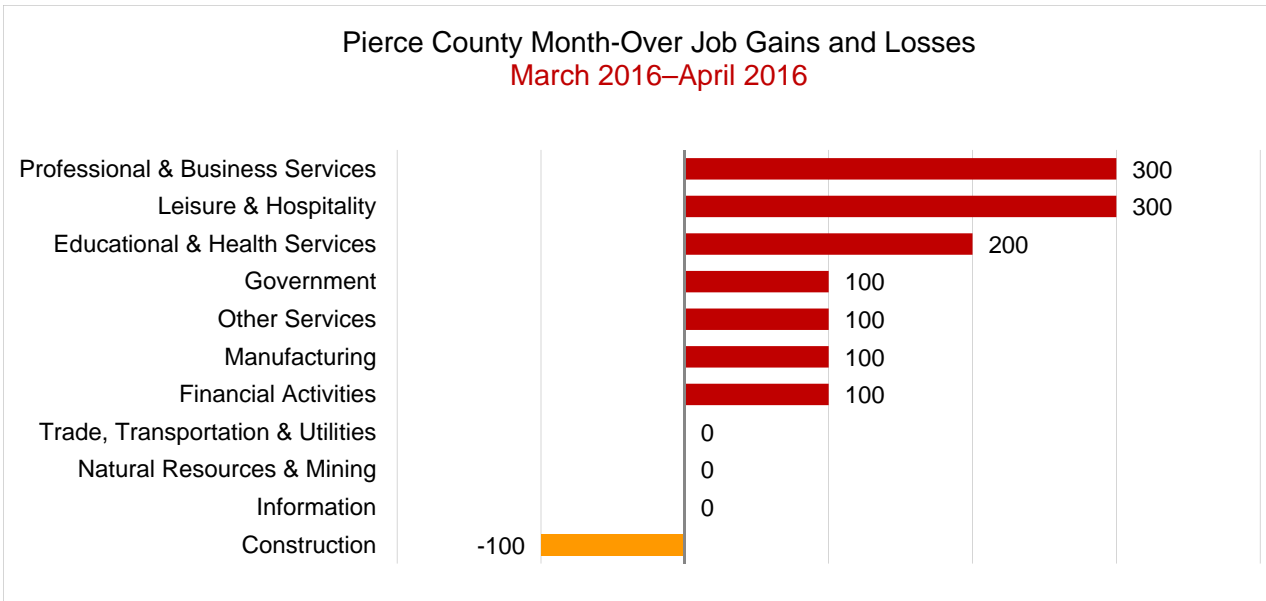


	April	March 2016	April 2016	Change	
	2015	Revised	Prelim	Month	Year
Civilian Labor Force	386,403	406,823	403,573	-3,250	17,170
Civilian Employment	362,204	380,834	377,513	-3,321	15,309
Civilian Unemployment	24,199	25,989	26,060	71	1,861

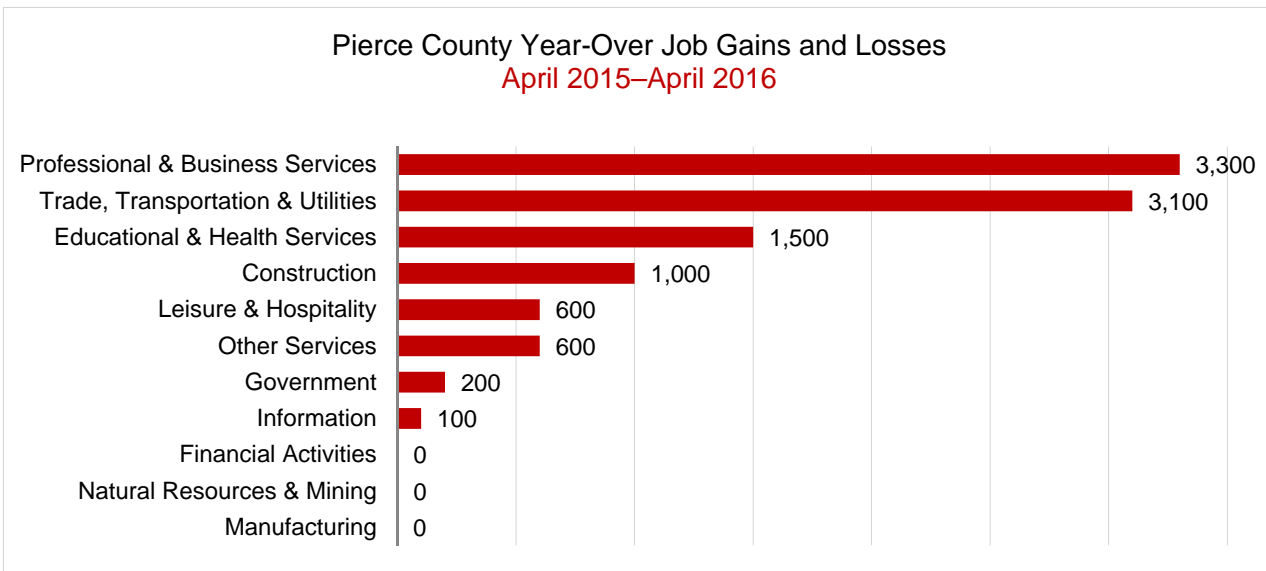
(Data Not Seasonally Adjusted)

¹ fortress.wa.gov/esd/employmentdata/reports-publications/regional-reports/labor-area-summaries

A majority of industries² recorded month-over employment gains with Professional & Business Services and Leisure & Hospitality each experiencing increases of 300 jobs added. Five other industries also experienced job gains, while Construction was the only industry to record a month-over job loss.



From April 2015 to April 2016, eight industries experienced increased job growth. Professional & Business Services had the greatest year-over gain, adding 3,300 jobs to the region. Trade, Transportation & Utilities added 3,100 jobs, while Educational & Health Services contributed 1,500. Financial Activities, Manufacturing, and Natural Resources & Mining remained unchanged.



Pierce County continues to experience year-over employment gains in a majority of industries and recorded a year-over employment growth rate of 4.2 percent, surpassing Washington State's growth rate of 2.2 percent³.

² A list of industries and industry sub-sectors are accessible through the Bureau of Labor Statistics: bls.gov/iag/tgs/iag_index_naics.htm.

³ fortress.wa.gov/esd/employmentdata/reports-publications/regional-reports/labor-area-summaries