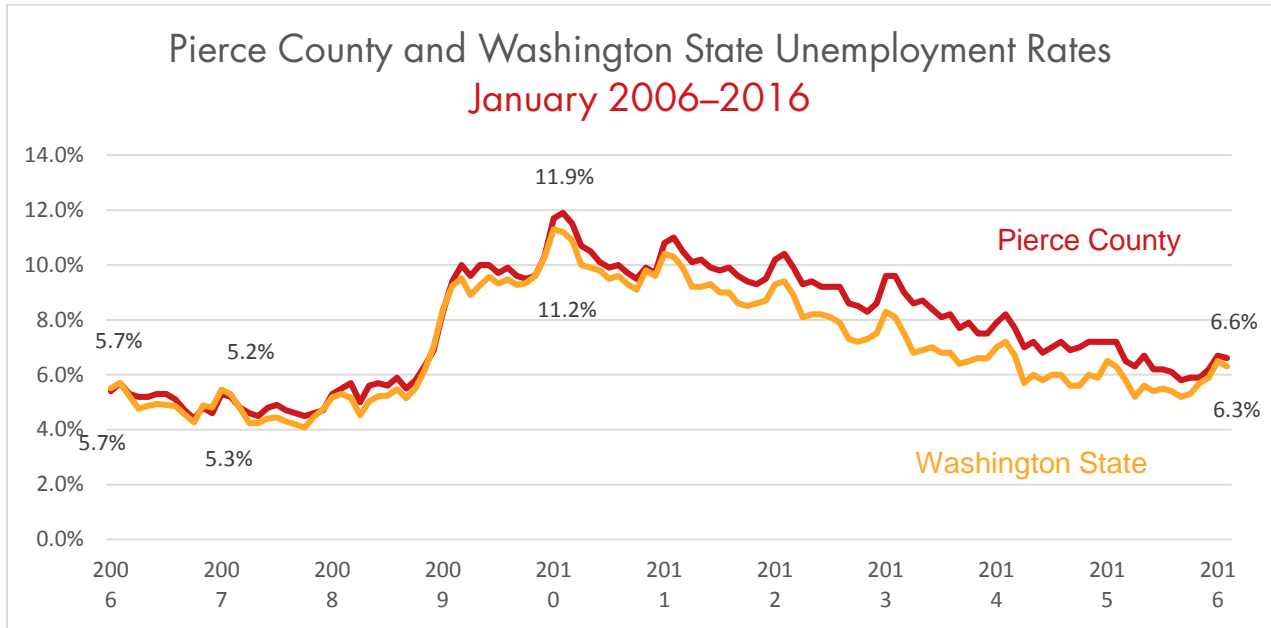


Pierce County unemployment rate decreases 0.1% in February 2016

March 29, 2016

The WorkForce Central Monthly Employment Report for Pierce County (January 2016 to February 2016) shows decreases in the civilian unemployment rate, labor force and employment.

The Employment Security Department¹ reported a 0.1 percent decrease in Pierce County's unemployment rate, from 6.7 percent in January 2016 to 6.6 percent in February 2016. The unemployment rate is below the highest February unemployment rate (11.9 percent in 2010) but remains higher than the lowest February unemployment rate (5.2 percent in 2007) experienced in the region over the last 10 years.



| | February 2015 | January 2016 Revised | February 2016 Prelim | Change Month | Change Year |
|-----------------------|------------------|-------------------------|-------------------------|-----------------|----------------|
| Civilian Labor Force | 392,116 | 407,097 | 405,875 | -1,222 | 13,759 |
| Civilian Employment | 364,058 | 379,697 | 378,944 | -753 | 14,886 |
| Civilian Unemployment | 28,058 | 27,400 | 26,931 | -469 | -1,127 |

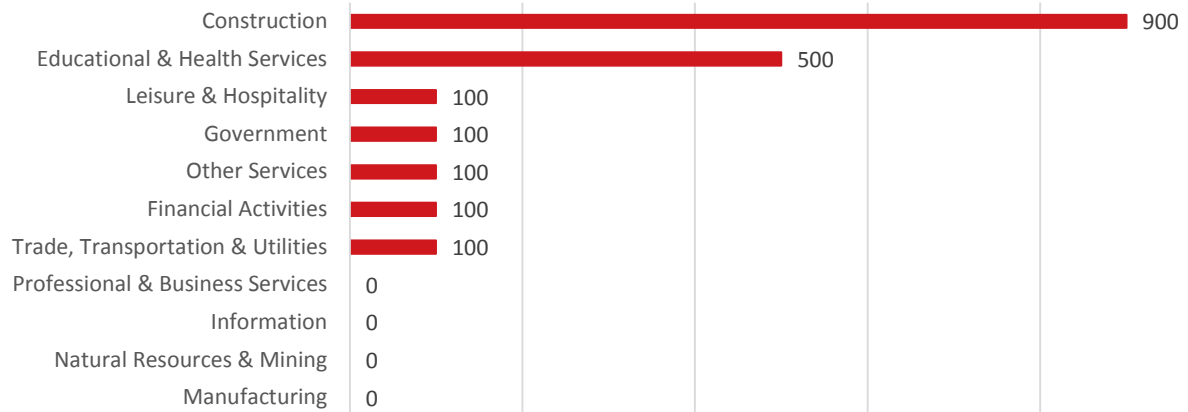
(Data Not Seasonally Adjusted)

A majority of industries² recorded month-over employment gains with Construction experiencing the largest increase of 900 jobs added. Education and Health Services recorded 500 jobs added and five other industries contributed 100 jobs each.

¹ fortress.wa.gov/esd/employmentdata/reports-publications/regional-reports/labor-area-summaries

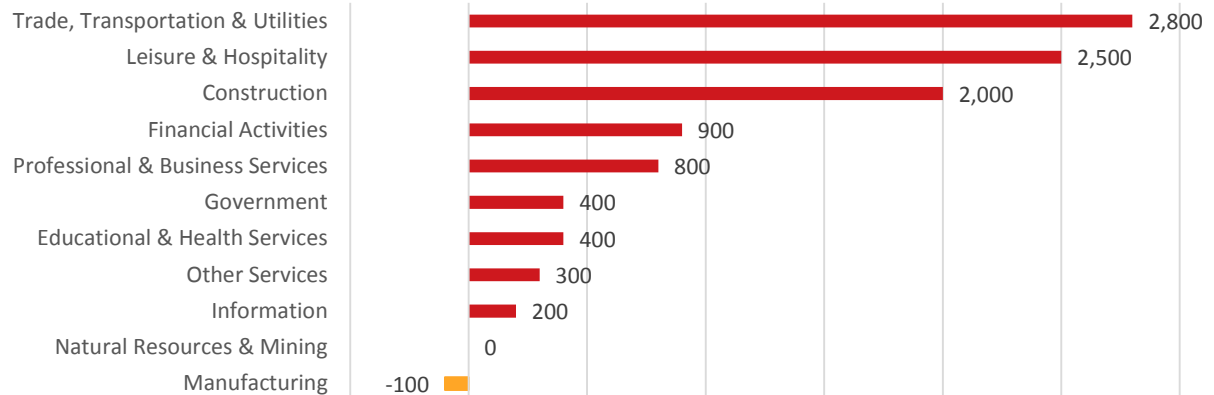
² A list of industries and industry sub-sectors are accessible through the Bureau of Labor Statistics: bls.gov/iag/tgs/iag_index_naics.htm.

Pierce County Month-Over Job Gains and Losses January 2016–February 2016



From February 2015 to February 2016, nine industries experienced increased job growth. Trade, Transportation & Utilities had the greatest year-over gain, adding 2,800 jobs to the region with Retail Trade contributing primarily to this growth. However, Construction experienced the largest percentage growth, adding 2,000 jobs for a 10.6 percent increase over the year. Manufacturing was the only industry to experience a year-over decline, decreasing 100 jobs.

Pierce County Year-Over Job Gains and Losses February 2015–February 2016



Pierce County's February month-over employment changes are an improvement over the previous month with all industries that had recorded declines during the December 2015 to January 2016 period experiencing either employment gains or no additional losses. Additionally, the region continues to experience year-over employment gains in a majority of industries and recorded a year-over employment growth rate of 4.1 percent, surpassing Washington State's growth rate of 2.5 percent³.

³ fortress.wa.gov/esd/employmentdata/reports-publications/regional-reports/labor-area-summaries

Industry Definitions

| Trade | Definition |
|--------------------------------------|---|
| Construction | The construction sector comprises establishments primarily engaged in the construction of buildings or engineering projects (e.g., highways and utility systems). Establishments primarily engaged in the preparation of sites for new construction and establishments primarily engaged in subdividing land for sale as building sites also are included in this sector. |
| Education and Health Services | The education and health services super sector is part of the service-providing industries super sector group. The education and health services super sector consists of these sectors: Educational Services and Health Care and Social Assistance. |
| Financial Activities | The financial activities supersector is part of the service-providing industries super sector group. The financial activities super sector consists of these sectors: Finance and Insurance and Real Estate and Rental and Leasing. |
| Information | The Information sector comprises establishments engaged in the following processes: (a) producing and distributing information and cultural products, (b) providing the means to transmit or distribute these products as well as data or communications, and (c) processing data. |
| Leisure and Hospitality | The leisure and hospitality super sector is part of the service-providing industries super sector group. The leisure and hospitality super sector consists of these sectors: Arts, Entertainment, and Recreation and Accommodation and Food Services. |
| Manufacturing | The Manufacturing sector comprises establishments engaged in the mechanical, physical, or chemical transformation of materials, substances, or components into new products. |
| Natural Resources and Mining | The natural resources and mining supersector is part of the goods-producing industries supersector group. The natural resources and mining super sector consists of Agriculture, Forestry, Fishing and Hunting and Mining, Quarrying, and Oil and Gas Extraction. |
| Other Services | The Other Services (except Public Administration) sector comprises establishments engaged in providing services not specifically provided for elsewhere in the classification system. Establishments in this sector are primarily engaged in activities, such as equipment and machinery repairing, promoting or administering religious activities, grantmaking, advocacy, and providing drycleaning and laundry services, personal care services, death care services, pet care services, photofinishing services, temporary parking services, and dating services. |
| Professional and Business Services | The professional and business services supersector is part of the service-providing industries super sector group. The professional and business services super sector consists of these sectors: Professional, Scientific, and Technical Services, Management of Companies and Enterprises, and Administrative and Support and Waste Management and Remediation Services. |
| Trade, Transportation, and Utilities | The trade, transportation, and utilities super sector is part of the service-providing industries super sector group. The trade, transportation, and utilities super sector consists of these sectors: Wholesale Trade, Retail Trade, Transportation and Warehousing, and Utilities |

⁴ http://www.bls.gov/iag/tgs/iag_index_naics.htm