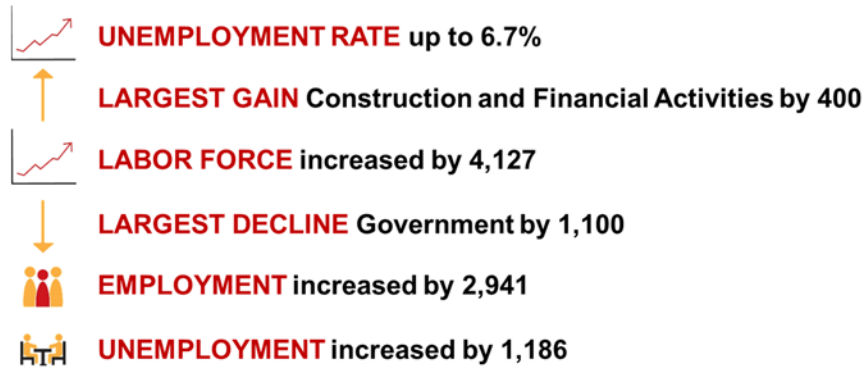


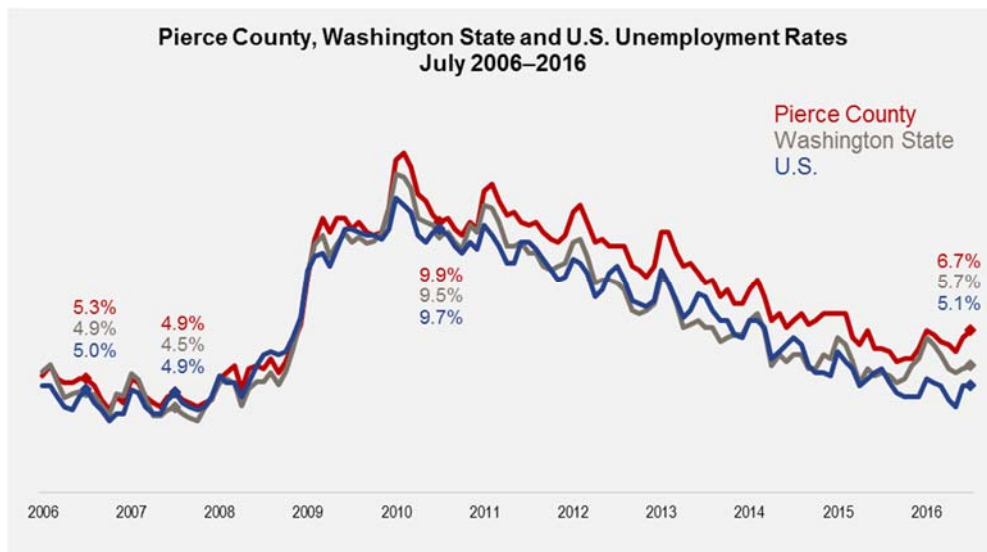
August 25, 2016

## JULY SNAPSHOT: PIERCE COUNTY WORKFORCE DATA

The WorkForce Central Monthly Employment Report for Pierce County (June 2016 to July 2016) shows increases in the civilian labor force, employment and unemployment.



The Employment Security Department<sup>1</sup> reported a 0.2 percent increase in Pierce County's unemployment rate, from a revised 6.5 percent in June 2016 to 6.7 percent in July 2016, above the year-ago estimate of 6.2 percent. The unemployment rate is below the highest July unemployment rate (9.9 percent in 2010) but remains higher than the lowest July unemployment rate (4.9 percent in 2007) experienced in the region over the last 10 years.

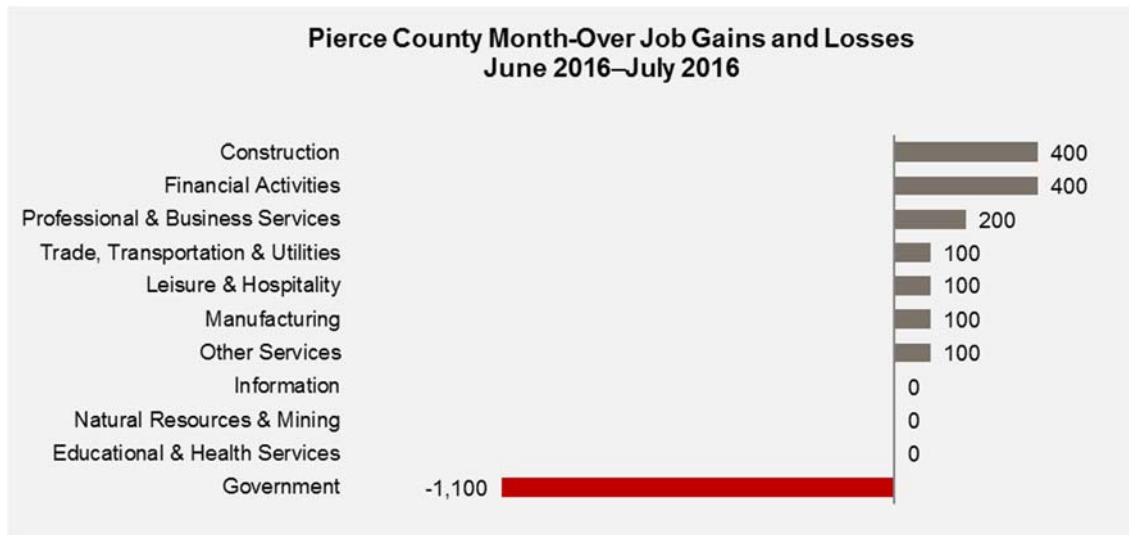


	July	June 2016	July 2016	Change	
	2015	Revised	Prelim	Month	Year
<b>Civilian Labor Force</b>	387,473	399,743	403,870	4,127	16,397
<b>Civilian Employment</b>	363,516	373,858	376,799	2,941	13,283
<b>Civilian Unemployment</b>	23,957	25,885	27,071	1,186	3,114

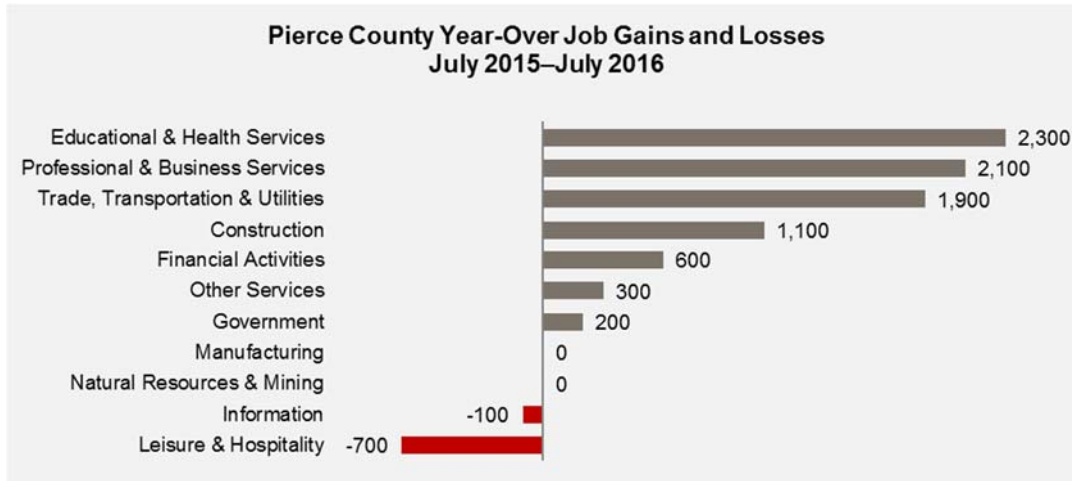
(Data Not Seasonally Adjusted)

<sup>1</sup> <https://fortress.wa.gov/esd/employmentdata/reports-publications/regional-reports/labor-area-summaries>

Construction and Financial Activities recorded the largest month-over employment gains of 400 jobs each. Professional & Business Services added 200 jobs, and four other industries<sup>2</sup> also experienced job growth. Government was the only industry to experience a month-over job loss (down 1,100 jobs) while three industries remained unchanged.



From July 2015 to July 2016, seven industries experienced increased job growth. Educational & Health Services had the greatest year-over gain, adding 2,300 jobs to the region. Professional & Business Services added 2,100 jobs and Trade, Transportation & Utilities contributed 1,900. Two industries experienced year-over job losses: Information (down 100 jobs) and Leisure & Hospitality (down 700 jobs). Manufacturing and Natural Resources & Mining remained unchanged.



Government was the only industry to experience a month-over job loss, yet still reported positive year-over gains. In addition, most industries in Pierce County continue to experience year-over employment gains. The county also recorded a year-over growth rate of 3.7 percent in civilian employment, surpassing Washington State's growth rate of 2.4 percent.<sup>3</sup>

<sup>2</sup> A list of industries and industry sub-sectors are accessible through the Bureau of Labor Statistics: [http://www.bls.gov/iag/tgs/iag\\_index\\_naics.htm](http://www.bls.gov/iag/tgs/iag_index_naics.htm)

<sup>3</sup> <https://fortress.wa.gov/esd/employmentdata/reports-publications/regional-reports/labor-area-summaries#Unemployment-rates>