

Pierce County unemployment rate decreases 0.2% in March 2016

<Graphic / Month-over Info>

Unemployment rate: Down 0.2%

Largest gain: Trade, Transportation & Utilities, up 500

Labor force: Increased by 327

Largest decline: Leisure & Hospitality, down 200

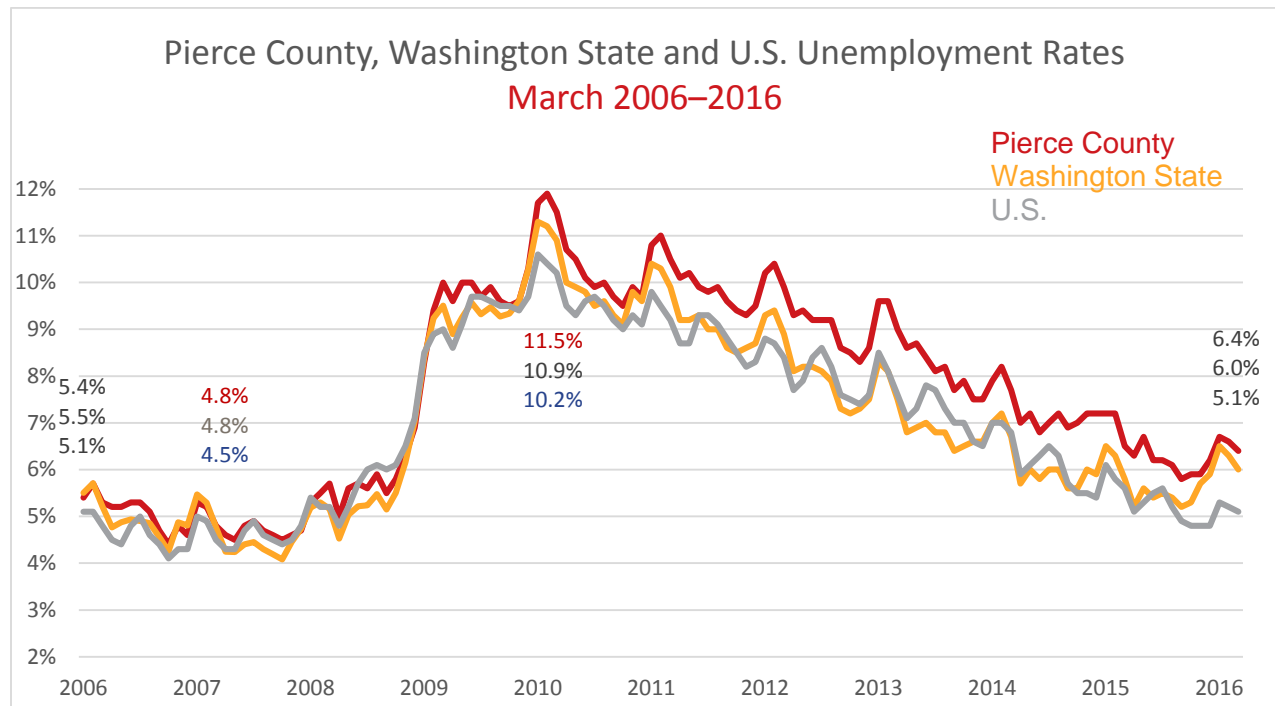
Employment: Increased by 1,187

Unemployment: Decreased by 860

April 20, 2016

The WorkForce Central Monthly Employment Report for Pierce County (February 2016 to March 2016) shows increases in the civilian labor force and employment while unemployment decreased.

The Employment Security Department¹ reported a 0.2 percent decrease in Pierce County's unemployment rate, from 6.6 percent in February 2016 to 6.4 percent in March 2016. The unemployment rate is below the highest February unemployment rate (11.5 percent in 2010) but remains higher than the lowest February unemployment rate (4.5 percent in 2007) experienced in the region over the last 10 years.

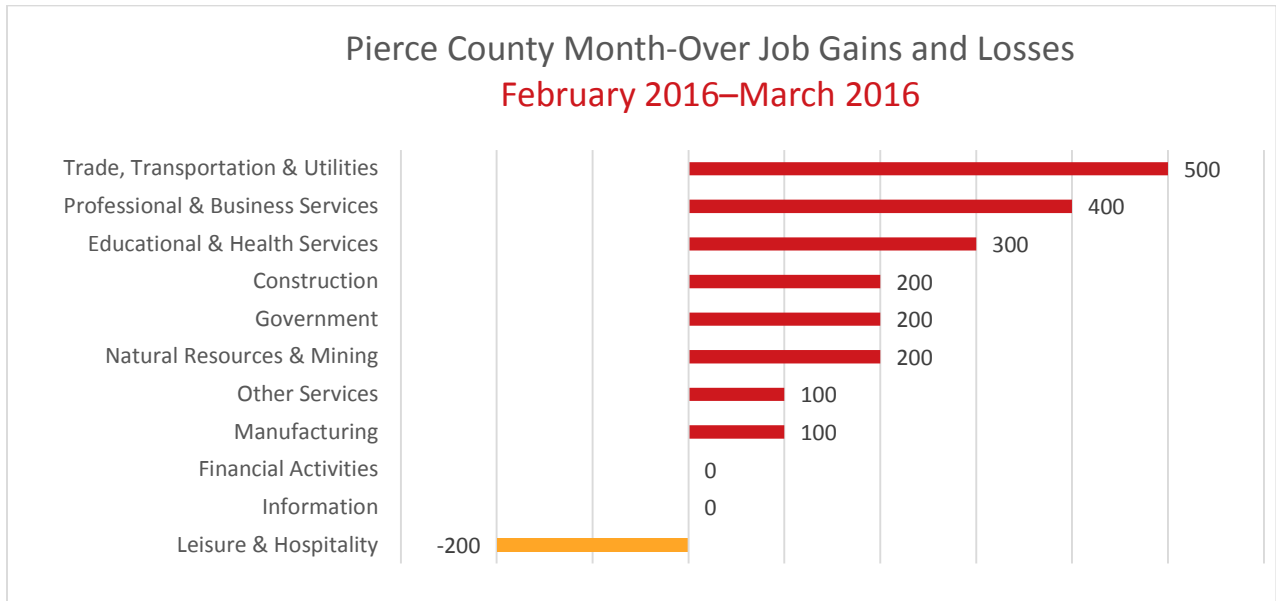


	March 2015	February 2016 Revised	March 2016 Prelim	Change	
				Month	Year
Civilian Labor Force	391,307	405,705	406,032	327	14,725
Civilian Employment	365,831	378,812	379,999	1,187	14,168
Civilian Unemployment	25,476	26,893	26,033	-860	557

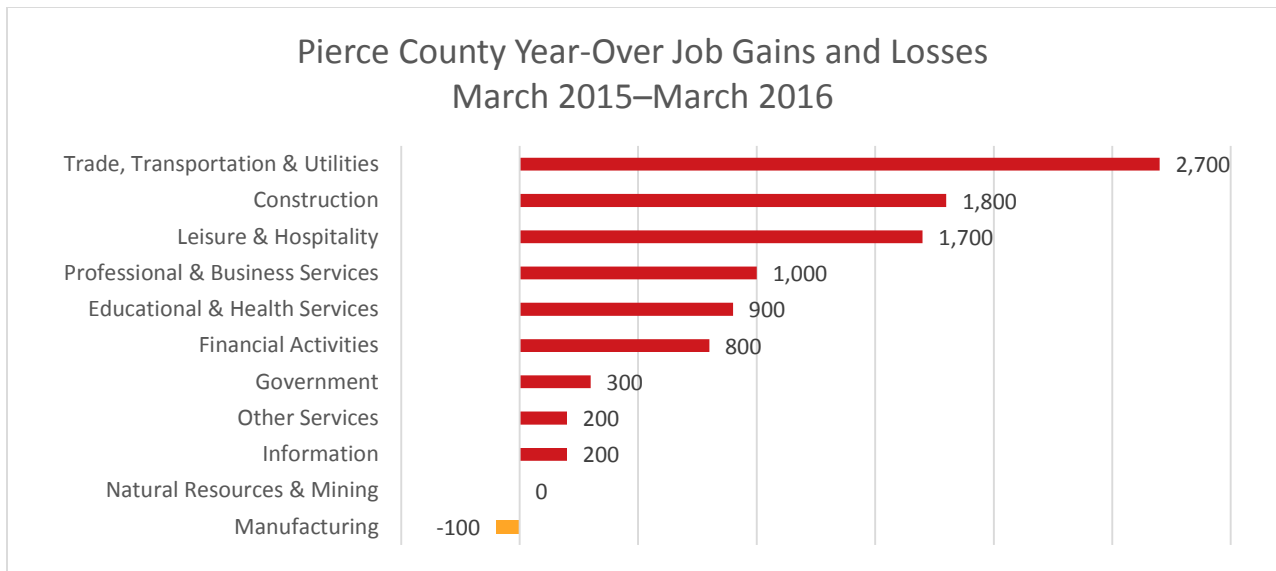
(Data Not Seasonally Adjusted)

¹ fortress.wa.gov/esd/employmentdata/reports-publications/regional-reports/labor-area-summaries

A majority of industries² recorded month-over employment gains with Trade, Transportation & Utilities experiencing the largest increase of 500 jobs added. Professional & Business Services contributed 400 jobs and six other industries also experienced job gains. Leisure & Hospitality was the only industry to record a month-over job loss.



From March 2015 to March 2016, nine industries experienced increased job growth. Trade, Transportation & Utilities had the greatest year-over gain, adding 2,700 jobs to the region with Retail Trade contributing primarily to this growth. Construction added 1,800 jobs and also experienced the greatest percentage growth of 9.5 percent over the year. Manufacturing was the only industry that experienced a year-over decline, with a decrease of 100 jobs.



Pierce County continues to experience year-over employment gains in a majority of industries and recorded a year-over employment growth rate of 3.9 percent, surpassing Washington State's growth rate of 2.5 percent³.

² A list of industries and industry sub-sectors are accessible through the Bureau of Labor Statistics: bls.gov/iag/tgs/iag_index_naics.htm.

³ fortress.wa.gov/esd/employmentdata/reports-publications/regional-reports/labor-area-summaries