

JUNE SNAPSHOT:

PIERCE COUNTY WORKFORCE DATA

The WorkForce Central Monthly Employment Report for Pierce County (May 2017 to June 2017) shows the unemployment rate edging downward, shrinking its gap with the overall Washington State rate. Employment numbers saw the largest increase since November 2016.¹



UNEMPLOYMENT
Down 0.1%, to 5.1%



PAYROLL JOBS
Increased by 1,300



LARGEST GAIN
Leisure & Hospitality, up 900



LABOR FORCE
Increased by 2,673

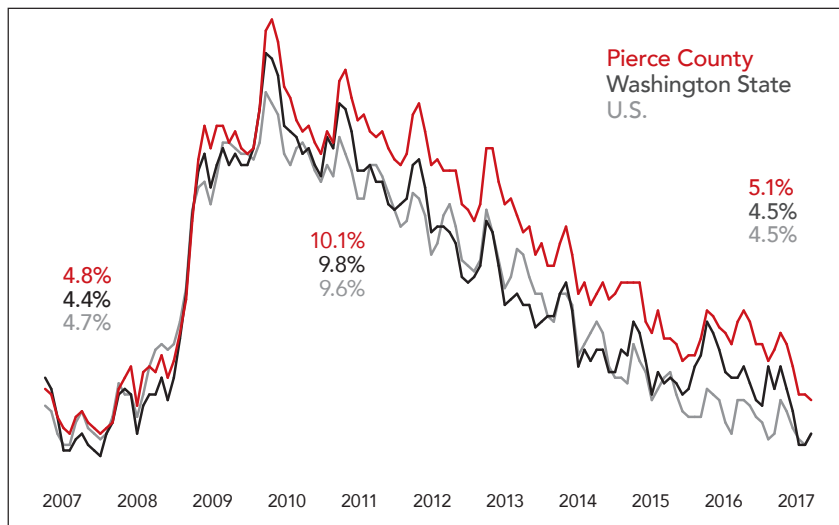


EMPLOYMENT
Increased by 2,976



LARGEST DECLINE
Educational & Health Services, down 800

Pierce County, Washington State and U.S. Unemployment Rates
June 2007 – June 2017



UNEMPLOYMENT

The Employment Security Department² reported a 0.1 percent decrease in Pierce County's unemployment rate in June 2017, from the revised May 2017 rate (5.2 percent). This is 1.3 percent lower than the year-ago estimate (6.4 percent).

The unemployment rate is 5 percent below the highest June unemployment rate (10.1 percent in 2010), but remains 0.3 percent higher than the lowest June unemployment rate experienced in the region over the last 10 years (4.8 percent in 2007).

	June 2016	May 2017	June 2017	Change	
	Revised	Revised	Prelim	Month	Year
Civilian Labor Force	399,993	410,784	413,457	2,673	13,464
Civilian Employment	374,477	389,376	392,352	2,976	17,875
Civilian Unemployment	25,516	21,408	21,105	-303	-4,411

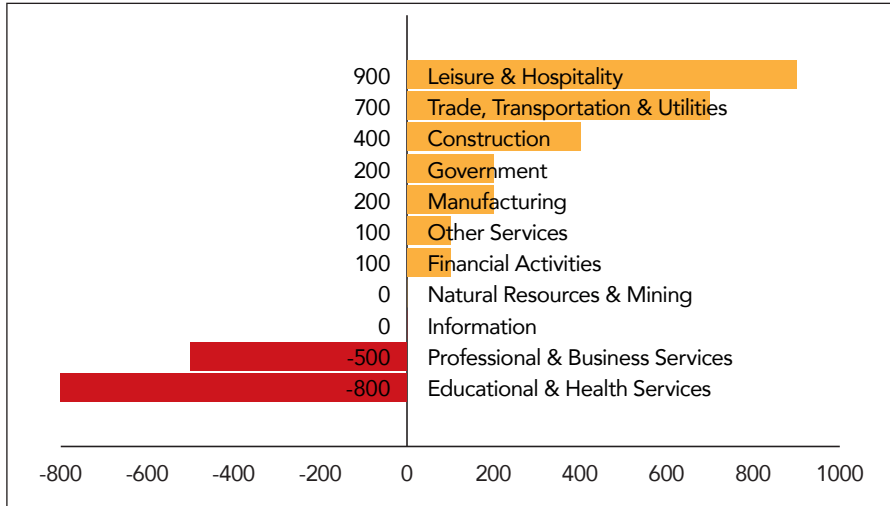
Data
Not
Seasonally
Adjusted



PIERCE COUNTY WORKFORCE DATA

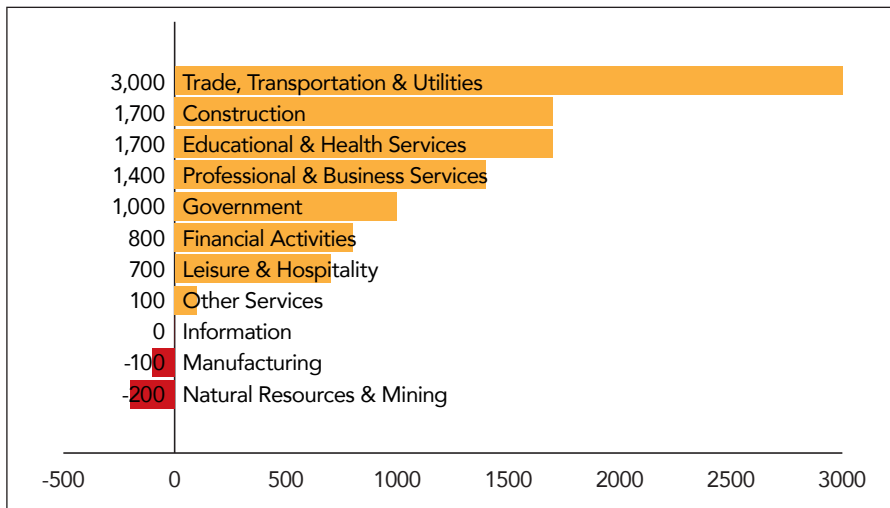
Pierce County Month-Over Job Gains and Losses

May 2017 – June 2017



Pierce County Year-Over Job Gains and Losses

June 2016 – 2017



MONTH-OVER JOB CHANGES³

Seven industries experienced month-over employment gains. Leisure & Hospitality experienced the largest month-over gain, adding 900 jobs to the region. Trade, Transportation & Utilities added 700 jobs, Construction added 400 jobs, Government and Manufacturing added 200 each and Other Services and Financial Activities each grew by 100 jobs.

Two industries⁴ (Natural Resources & Mining and Information) show no change, and two industries (Educational & Health Services and Professional & Business Services) experienced month-over losses of 800 and 500 jobs respectively. Overall, employers in Pierce County have added 1,300 net jobs in the past month.

YEAR-OVER JOB CHANGES

From June 2016 to June 2017, eight industries experienced job growth. Trade, Transportation & Utilities continues to have the greatest year-over gains, adding 3,000 jobs to the region. The main source of job growth in this sector comes from Retail Trade, adding 3,000 jobs. Construction and Educational & Health Services added 1,700 jobs each, Professional & Business Services added 1,400 jobs, followed by Government with 1,000 jobs. Financial Activities, Leisure & Hospitality and Other services also saw job gains.

Information continues to experience no year-over changes, while two industries showed year-over job losses: Natural Resources & Mining (down 200 jobs) and Manufacturing (down 100 jobs). Overall, employers in Pierce County have added 10,100 net jobs in the past year.

SUMMARY

Most industry sectors in Pierce County experienced both month- and year-over job gains in June. Pierce County has also gained a net of 1,300 jobs from May 2017 and 10,100 jobs since June 2016. However, Pierce County's unemployment rate of 5.1 percent is 0.6 percent higher than Washington's rate of 4.5 percent.



- Labor force, employment and unemployment are reported by place of residence, including self-employed individuals, unpaid family workers, household domestic workers & workers on strike.
- <https://fortress.wa.gov/esd/employmentdata/reports-publications/regional-reports/labor-area-summaries>
- Jobs data is gathered from employers through the Current Employment Statistics (CES) survey, administered monthly by the Bureau of Labor Statistics. The CES excludes self-employed individuals, unpaid family workers, household domestic workers & workers on strike.
- A list of industries and industry sub-sectors is accessible through the Bureau of Labor Statistics: http://www.bls.gov/iag/tgs/iag_index_naics.htm