

**AUGUST SNAPSHOT:**
**PIERCE COUNTY  
WORKFORCE DATA**

The WorkForce Central Monthly Employment Report for Pierce County (July 2017 to August 2017) hints at slower growth as the unemployment rate remains at 5%. However, the construction sector appears to be outpacing other sectors in growth after two strong months and a gain of 3,300 jobs since August 2016.<sup>1</sup>


**UNEMPLOYMENT**  
 Unchanged, at 5.0%

**PAYROLL JOBS**  
 Increased by 800

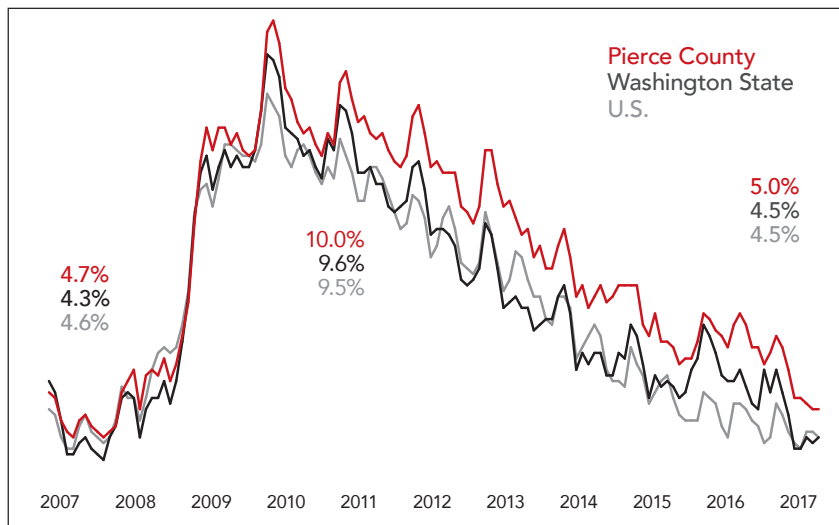
**LARGEST GAIN**  
 Professional & Business Services, up 1,100

**LABOR FORCE**  
 Decreased by 642

**EMPLOYMENT**  
 Decreased by 9

**LARGEST DECLINE**  
 Government, down 2,000

Pierce County, Washington State and U.S. Unemployment Rates  
 August 2007 – August 2017


**UNEMPLOYMENT**

WorkForce Central reported no change in Pierce County's unemployment rate in August 2017, from the revised July 2017 rate (5.0 percent). This is 1.5 percent lower than the year-ago estimate (6.5 percent).

The unemployment rate is 5 percent below the highest August unemployment rate experienced in the region over the last 10 years (10.0 percent in 2010), but remains 0.3 percent higher than the lowest (4.7 percent in 2007).

	August 2016	July 2017	August 2017	Change	
	Revised	Revised	Prelim	Month	Year
<b>Civilian Labor Force</b>	403,989	421,719	421,077	-642	17,088
<b>Civilian Employment</b>	378,370	400,708	400,075	-633	21,705
<b>Civilian Unemployment</b>	25,619	21,011	21,002	-9	-4,617

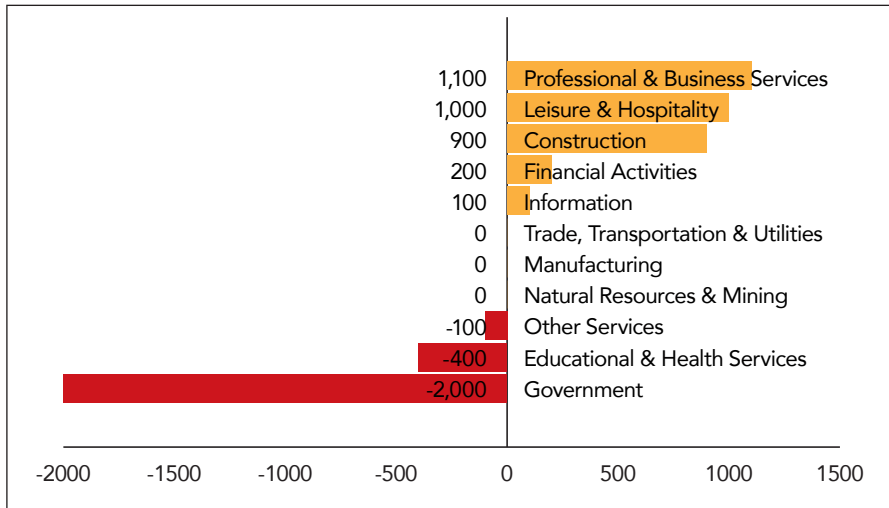
Data  
 Not  
 Seasonally  
 Adjusted



## PIERCE COUNTY WORKFORCE DATA

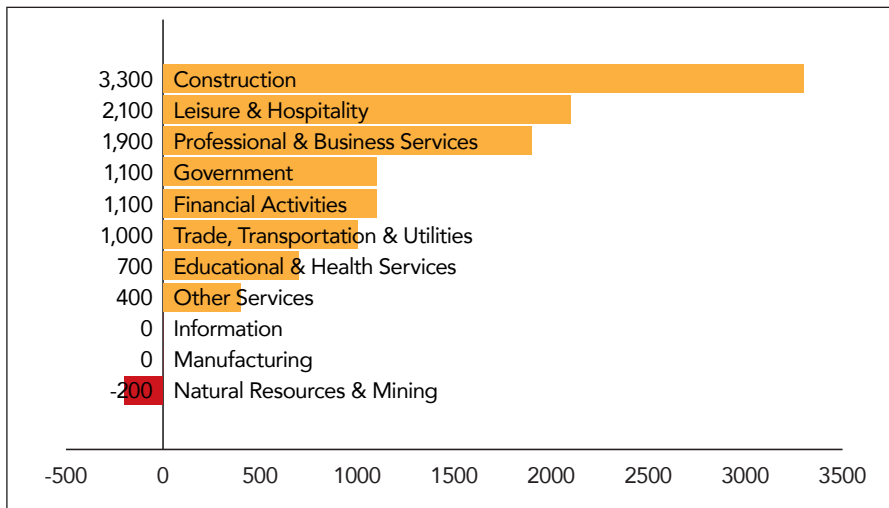
### Pierce County Month-Over Job Gains and Losses

July 2017 – August 2017



### Pierce County Year-Over Job Gains and Losses

August 2016 – 2017



### MONTH-OVER JOB CHANGES<sup>2</sup>

Five industries experienced month-over employment gains. Professional & Business Services experienced the largest month-over gain, adding 1,100 jobs to the region. Leisure & Hospitality added 1,000 jobs, Construction added 900 jobs, Financial Activities added 200 jobs and Information added 100 jobs.

Three industries<sup>3</sup> (Trade, Transportation & Utilities, Manufacturing and Natural Resources & Mining) showed no change. Three industries experienced month-over job losses, Government reported the greatest loss with 2,000 jobs, followed by Educational & Health Services (down 400) and Other Services (down 100). Overall, employers in Pierce County have added 800 net jobs in the past month.

### YEAR-OVER JOB CHANGES

From August 2016 to August 2017, eight industries experienced year-over job growth. Construction continues to have the greatest year-over gains, adding 3,300 jobs to the region. Leisure & Hospitality added 2,100 jobs, Professional & Business Services added 1,900, Government and Financial Services added 1,100 jobs each, followed by Trade, Transportation & Utilities with 1,000 jobs. Educational & Health Services and Other services also saw job gains.

Information and Manufacturing experienced no year-over changes, while Natural Resources & Mining experienced a year-over job loss of 200. Overall, employers in Pierce County have added 11,400 net jobs in the past year.

### SUMMARY

Some industry sectors in Pierce County experienced both month- and year-over job gains in August. Pierce County has also gained a net of 800 jobs from July 2017 and 11,400 jobs since August 2016. However, Pierce County's unemployment rate of 5.0 percent is 0.5 percent higher than Washington's rate of 4.5 percent.<sup>4</sup>



- Labor force, employment and unemployment are reported by place of residence, including self-employed individuals, unpaid family workers, household domestic workers & workers on strike.
- Jobs data is gathered from employers through the Current Employment Statistics (CES) survey, administered monthly by the Bureau of Labor Statistics. The CES excludes self-employed individuals, unpaid family workers, household domestic workers & workers on strike.
- A list of industries and industry sub-sectors is accessible through the Bureau of Labor Statistics: [http://www.bls.gov/iag/tgs/iag\\_index\\_naics.htm](http://www.bls.gov/iag/tgs/iag_index_naics.htm)
- <https://fortress.wa.gov/esd/employmentdata/reports-publications/regional-reports/labor-area-summaries#Unemployment-rates>