

## NOVEMBER SNAPSHOT:

### PIERCE COUNTY WORKFORCE DATA

The WorkForce Central Monthly Employment Report for Pierce County (October 2017 to November 2017) shows growth in both the labor force and employment, but a slight increase in the unemployment rate.<sup>1</sup> Over the course of 2017, Pierce County's unemployment rate closed its gap with Washington's overall rate, now sitting within 0.2% of it.



**UNEMPLOYMENT**  
Up 0.1%, to 4.7%



**PAYROLL JOBS**  
Increased by 1,200



**LARGEST GAIN**  
Trade, Transportation & Utilities, up 1,800



**LABOR FORCE**  
Increased by 2,848

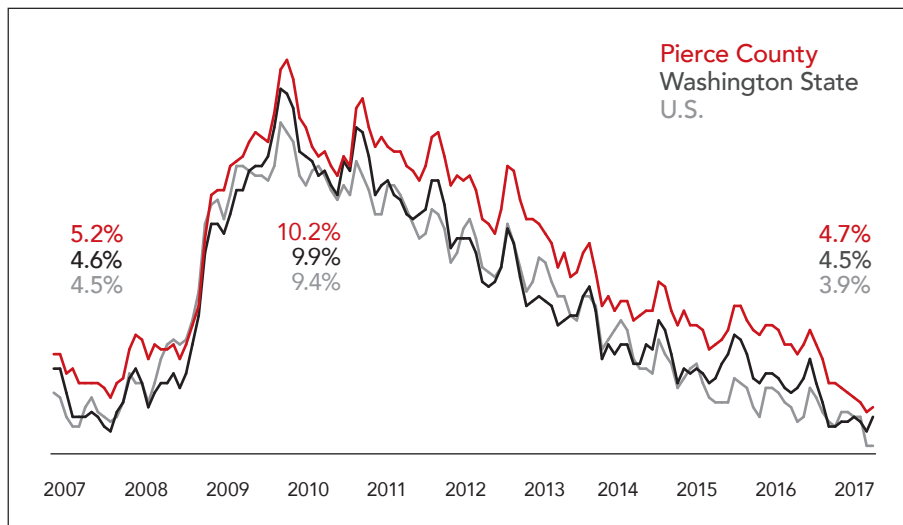


**EMPLOYMENT**  
Increased by 2,295



**LARGEST DECLINE**  
Leisure & Hospitality, down 900

Pierce County, Washington State and U.S. Unemployment Rates  
November 2007 – November 2017



#### UNEMPLOYMENT

WorkForce Central<sup>2</sup> reported a slight increase in Pierce County's unemployment rate in November 2017, from the revised October 2017 rate of 4.6 percent to 4.7 percent in November 2017. This is 1.1 percent lower than the year-ago estimate of 5.8 percent.

The unemployment rate is 5.5 percent below the highest November unemployment rate experienced in the region over the last 10 years (10.2 percent in 2009) and falls below the lowest (5.2 percent in 2007).

	Nov 2016	Oct 2017	Nov 2017	Change	
	Revised	Revised	Prelim	Month	Year
<b>Civilian Labor Force</b>	413,758	427,096	429,944	2,848	16,186
<b>Civilian Employment</b>	389,939	407,320	409,615	2,295	19,676
<b>Civilian Unemployment</b>	23,819	19,776	20,329	553	-3,490

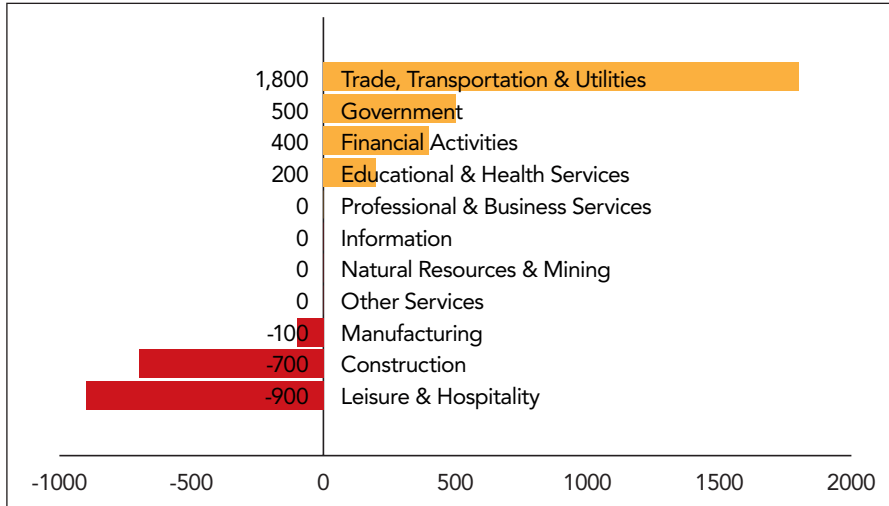
Data Not Seasonally Adjusted



## PIERCE COUNTY WORKFORCE DATA

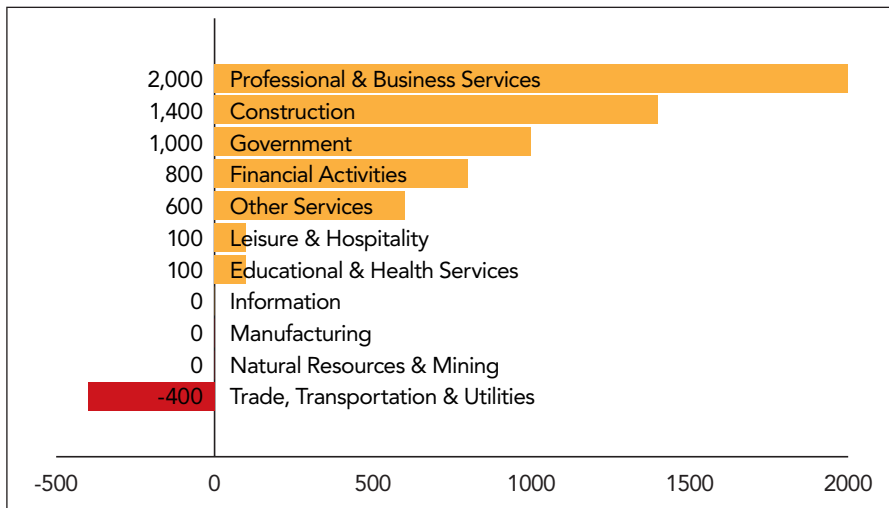
### Pierce County Month-Over Job Gains and Losses

October 2017 – November 2017



### Pierce County Year-Over Job Gains and Losses

November 2016 – 2017



### MONTH-OVER JOB CHANGES<sup>3</sup>

Four industries experienced month-over employment gains. Trade, Transportation & Utilities experienced the largest month-over gains, adding 1,800 jobs to the region. This was followed by Government (up 500), Financial Activities (up 400) and Educational & Health Services (up 200).

Four industries<sup>4</sup> (Professional & Business Services, Information, Natural Resources & Mining and Other Services) showed no change. Three industries experienced month-over job losses. Leisure & Hospitality continues to report the greatest loss with 900 jobs, followed by Construction (down 700) and Manufacturing (down 100). Overall, employers in Pierce County have added 1,200 net jobs in the past month.

### YEAR-OVER JOB CHANGES

From November 2016 to November 2017, seven industries experienced year-over job growth. Professional & Business Services experienced the greatest year-over gain, adding 2,000 jobs to the region. Construction added 1,400 jobs and Government added 1,000 jobs. There was also growth in Financial Activities (800 jobs), Other Services (600 jobs), and Leisure & Hospitality and Educational & Health Services (100 job each).

Information, Manufacturing and Natural Resources & Mining experienced no year-over changes, while Trade, Transportation & Utilities experienced a year-over job loss of 400. Overall, employers in Pierce County have added 5,600 net jobs in the past year.

### SUMMARY

Four industry sectors in Pierce County experienced month-over job gains in November, while seven sectors grew over the past year. Pierce County gained a net of 1,200 jobs from October 2017 and gained 5,600 jobs since November 2016. Pierce County's unemployment rate of 4.7 percent is now, for the first time since 2010, only 0.2 percent higher than Washington's rate (4.5 percent).<sup>5</sup>

- Labor force, employment and unemployment are reported by place of residence, including self-employed individuals, unpaid family workers, household domestic workers & workers on strike.
- <https://www.esd.wa.gov/labormarketinfo/labor-area-summaries>
- Jobs data is gathered from employers through the Current Employment Statistics (CES) survey, administered monthly by the Bureau of Labor Statistics. The CES excludes self-employed individuals, unpaid family workers, household domestic workers & workers on strike.
- A list of industries and industry sub-sectors is accessible through the Bureau of Labor Statistics: [http://www.bls.gov/iag/tgs/iag\\_index\\_naics.htm](http://www.bls.gov/iag/tgs/iag_index_naics.htm)
- <https://fortress.wa.gov/esd/employmentdata/reports-publications/regional-reports/labor-area-summaries#Unemployment-rates>

