

DECEMBER SNAPSHOT:

PIERCE COUNTY WORKFORCE DATA

The WorkForce Central Monthly Employment Report for Pierce County (November 2017 to December 2017) shows a significant jump in the unemployment rate. Meanwhile, the growth in payroll jobs outpaced every month since springtime hiring, meaning the bump in unemployment should dissipate as hiring picks up over the next two to three months.¹



UNEMPLOYMENT
Up 0.7%, to 5.4%



PAYROLL JOBS
Increased by 1,800



LARGEST GAIN
Leisure & Hospitality, up 900



LABOR FORCE
Decreased by 906

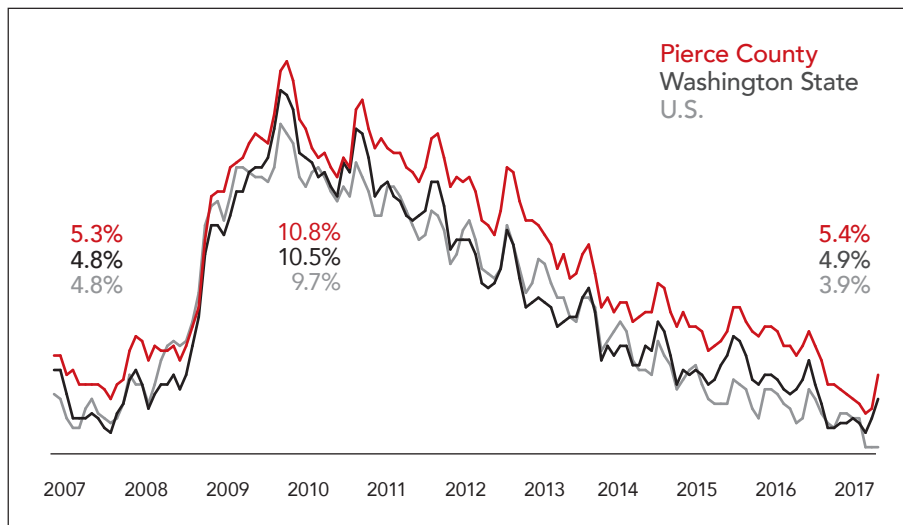


EMPLOYMENT
Decreased by 3,742



LARGEST DECLINE
Professional & Business Services, down 300

Pierce County, Washington State and U.S. Unemployment Rates
December 2007 – December 2017



UNEMPLOYMENT

WorkForce Central² reported a sharp increase in Pierce County's unemployment rate in December 2017, from the revised November 2017 rate of 4.7 percent to 5.4 percent in December 2017. This is 0.6 percent lower than the year-ago estimate of 6.0 percent.

The unemployment rate is just half of the highest December unemployment rate experienced in the region over the last 10 years (10.8 percent in 2009) and falls near the lowest (5.3 percent in 2007).

	Dec 2016	Nov 2017	Dec 2017	Change	
	Revised	Revised	Prelim	Month	Year
Civilian Labor Force	416,128	430,157	429,251	-906	13,123
Civilian Employment	391,345	409,937	406,195	-3,742	14,850
Civilian Unemployment	24,783	20,220	23,056	2,836	-1,727

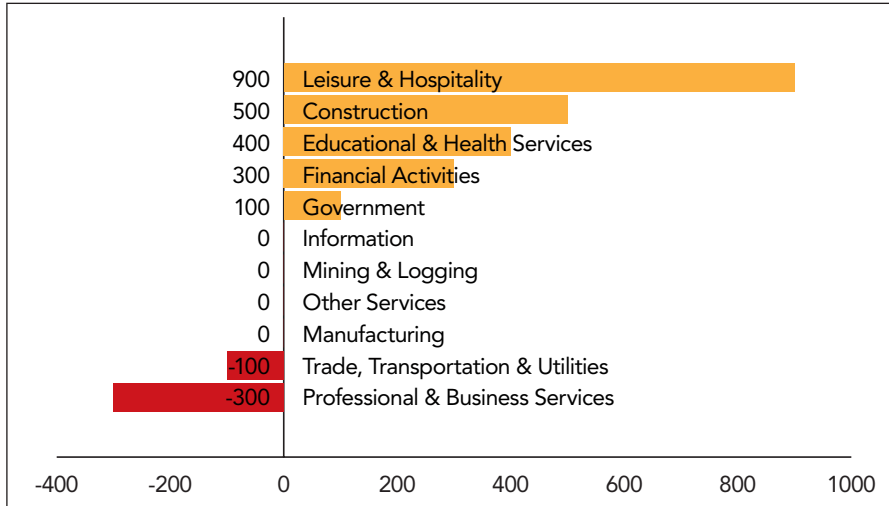
Data Not Seasonally Adjusted



PIERCE COUNTY WORKFORCE DATA

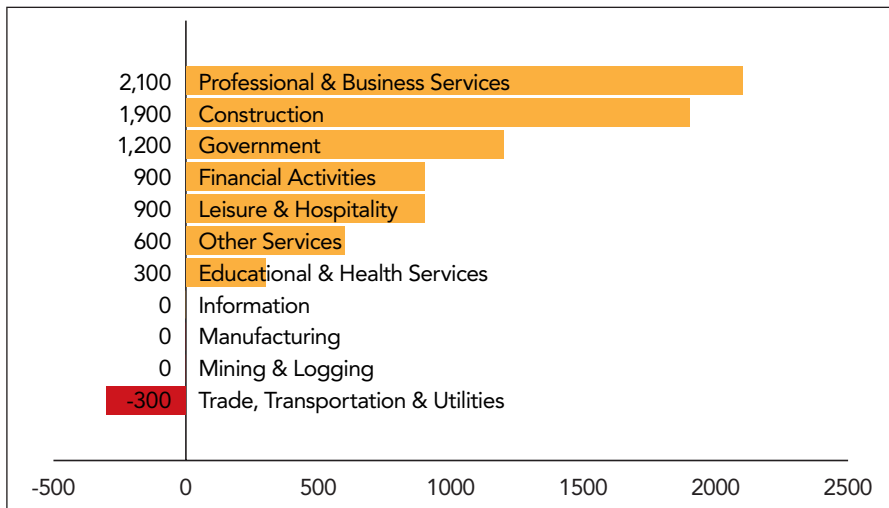
Pierce County Month-Over Job Gains and Losses

November 2017 – December 2017



Pierce County Year-Over Job Gains and Losses

December 2016 – 2017



MONTH-OVER JOB CHANGES³

Five industries⁴ experienced month-over employment gains. Leisure & Hospitality experienced the largest month-over gains, adding 900 jobs to the region. This was followed by Construction (up 500), Educational & Health Services (up 400), Financial Activities (up 300) and Government (up 100).

Four industries (Information, Mining & Logging, Other Services and Manufacturing) showed no change. Two industries experienced month-over job losses. Professional & Business Services reported the greatest loss with 300 jobs, followed by Trade, Transportation & Utilities (down 100). Overall, employers in Pierce County have added 1,800 net jobs in the past month.

YEAR-OVER JOB CHANGES

From December 2016 to December 2017, seven industries experienced year-over job growth. Professional & Business Services continues to experience the greatest year-over gain, adding 2,100 jobs to the region. Construction added 1,900 jobs and Government added 1,200 jobs. There was also growth in Financial Activities and Leisure & Hospitality (900 jobs each), Other Services (600 jobs) and Educational & Health Services (300 jobs).

Information, Manufacturing and Mining & Logging experienced no year-over changes, while Trade, Transportation & Utilities Mining experienced a year-over job loss of 300. Overall, employers in Pierce County have added 7,600 net jobs in the past year.

SUMMARY

Five industry sectors in Pierce County experienced month-over job gains in December, while seven sectors grew over the past year. Pierce County gained a net of 1,800 jobs from November 2017 and gained 7,600 jobs since December 2016. However, Pierce County's unemployment rate of 5.4 percent is 0.5 percent higher than Washington's rate of 4.9 percent.⁵

- Labor force, employment and unemployment are reported by place of residence, including self-employed individuals, unpaid family workers, household domestic workers & workers on strike.
- <https://www.esd.wa.gov/labormarketinfo/labor-area-summaries>
- Jobs data is gathered from employers through the Current Employment Statistics (CES) survey, administered monthly by the Bureau of Labor Statistics. The CES excludes self-employed individuals, unpaid family workers, household domestic workers & workers on strike.
- A list of industries and industry sub-sectors is accessible through the Bureau of Labor Statistics: http://www.bls.gov/iag/tgs/iag_index_naics.htm
- <https://fortress.wa.gov/esd/employmentdata/reports-publications/regional-reports/labor-area-summaries#Unemployment-rates>

