

FEBRUARY SNAPSHOT:

PIERCE COUNTY WORKFORCE DATA

The WorkForce Central Monthly Employment Report for Pierce County (January 2018 to February 2018) shows unemployment at 6.0%¹ but significant growth in payroll jobs. Where January's report showed growth in no industries, February's shows declines in no industries – a positive economic indicator overall.



UNEMPLOYMENT
Up 0.2%, to 6.0%



PAYROLL JOBS
Increased by 2,400



LARGEST GAIN
Government, up 700



LABOR FORCE
Decreased by 984

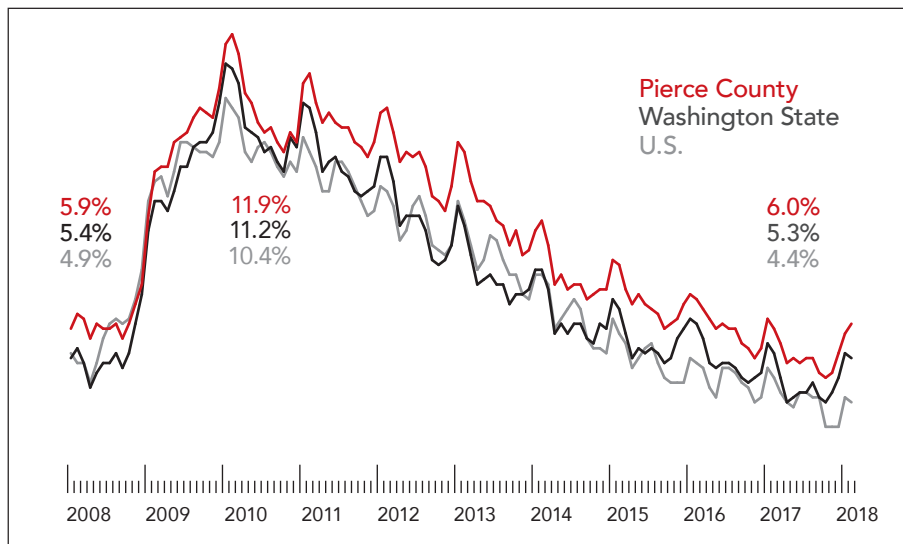


EMPLOYMENT
Decreased by 1,626



LARGEST DECLINE
None

Pierce County, Washington State and U.S. Unemployment Rates
February 2008 – February 2018



UNEMPLOYMENT

WorkForce Central reported an increase in Pierce County's unemployment rate in February 2018, from the revised January 2018 rate of 5.8 percent to 6.0 percent in February 2018. This is 0.1 percent higher than the year-ago estimate of 5.9 percent.

The unemployment rate is 5.9 percent below the highest February unemployment rate experienced in the region over the last 10 years (11.9 percent in 2010) and falls above the lowest (5.9 percent in 2017).

| | Feb 2017 | Jan 2018 | Feb 2018 | Change | |
|------------------------------|----------|----------|----------|--------|-------|
| | Revised | Revised | Prelim | Month | Year |
| Civilian Labor Force | 415,715 | 420,546 | 419,562 | -984 | 3,847 |
| Civilian Employment | 390,988 | 395,950 | 394,324 | -1,626 | 3,336 |
| Civilian Unemployment | 24,727 | 24,596 | 25,238 | 642 | 511 |

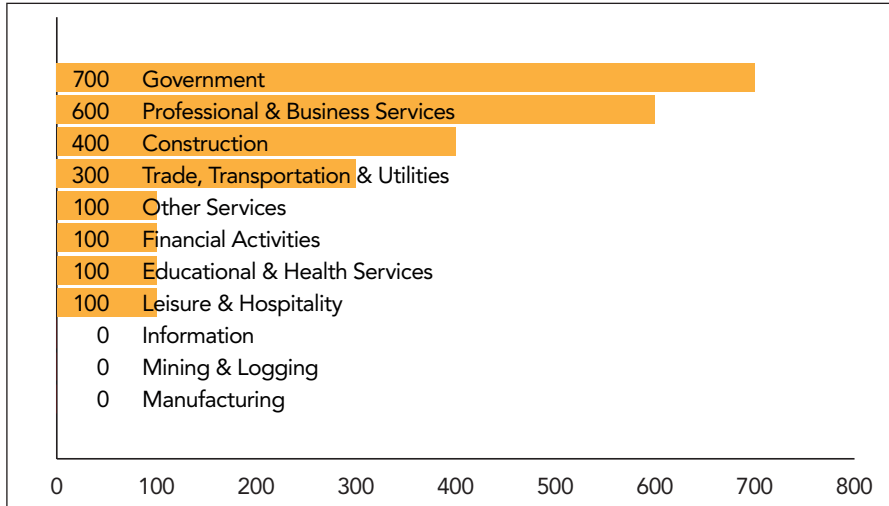
Data
Not
Seasonally
Adjusted



PIERCE COUNTY WORKFORCE DATA

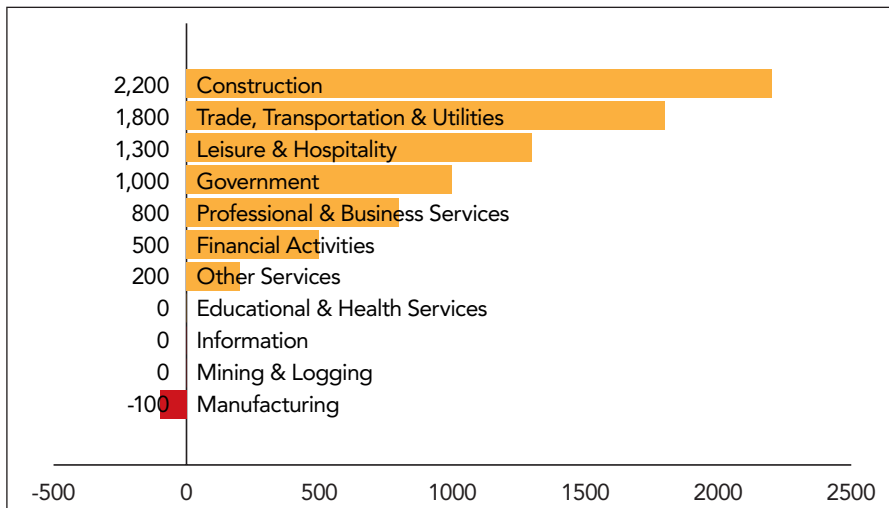
Pierce County Month-Over Job Gains and Losses

January 2018 – February 2018



Pierce County Year-Over Job Gains and Losses

February 2017 – February 2018



- Labor force, employment and unemployment are reported by place of residence, including self-employed individuals, unpaid family workers, household domestic workers & workers on strike.
- Jobs data is gathered from employers through the Current Employment Statistics (CES) survey, administered monthly by the Bureau of Labor Statistics. The CES excludes self-employed individuals, unpaid family workers, household domestic workers & workers on strike.
- A list of industries and industry sub-sectors is accessible through the Bureau of Labor Statistics: http://www.bls.gov/iag/tgs/iag_index_naics.htm
- <https://fortress.wa.gov/esd/employmentdata/reports-publications/regional-reports/labor-area-summaries#Unemployment-rates>

MONTH-OVER JOB CHANGES²

Eight industries experienced month-over employment gains. Government experienced the largest month-over job gain with 700 jobs. The majority of these jobs came from Local Government, adding 400 jobs. Other sectors that experienced month-over job gains over 100 include, Professional & Business Services (up 600), Construction (up 400) and Trade, Transportation & Utilities (up 300).

No industries experienced month-over job losses and three industries³ (Information, Mining & Logging and Manufacturing) showed no change. Overall, nonfarm employers in Pierce County gained 2,400 net jobs in the past month.

YEAR-OVER JOB CHANGES

From February 2017 to February 2018, seven industries experienced job growth. Construction continues to experience the greatest year-over gains, adding 2,200 jobs to the region. Transportation & Utilities added 1,800 jobs, Leisure & Hospitality added 1,300 jobs and Government added 1,000 jobs. There was also growth in Professional & Business Services (800 jobs), Financial Activities (500 jobs) and Other Services (200 jobs).

Educational & Health Services, Information and Mining & Logging experienced no year-over changes, while Manufacturing experienced the only year-over job loss of 100 jobs. Overall, nonfarm employers in Pierce County have added 7,700 net jobs in the past year.

SUMMARY

The majority of industries experienced month-over job gains and seven industry sectors in Pierce County experienced year-over job gains. Pierce County added a net of 2,400 nonfarm payroll jobs from January 2018 and 7,700 since February 2017. Pierce County's unemployment rate of 6.0 percent is 0.7 percent higher than Washington's rate of 5.3 percent.⁴

