

**MAY  
 SNAPSHOT:  
 PIERCE COUNTY  
 WORKFORCE DATA**

The WorkForce Central Monthly Employment Report for Pierce County (April 2018 to May 2018) shows the largest growth in nonfarm payroll jobs since it began tracking the metric in March 2017, and only a modest decrease in the unemployment rate.<sup>1</sup>


**UNEMPLOYMENT**  
 Down 0.2%, to 5.2%

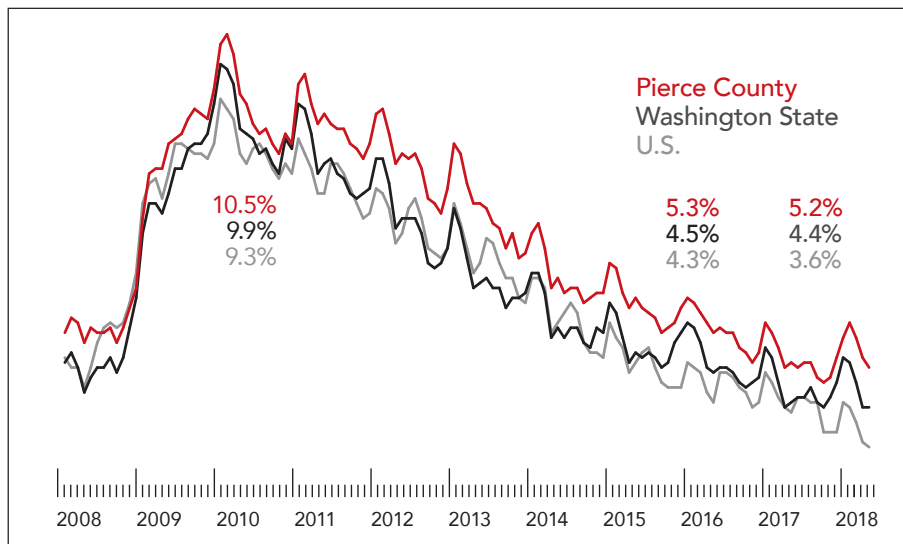
**PAYROLL JOBS**  
 Increased by 4,800

**LARGEST GAIN**  
 Construction, up 1,700

**LABOR FORCE**  
 Increased by 4,615

**EMPLOYMENT**  
 Increased by 5,332

**LARGEST DECLINE**  
 None

**Pierce County, Washington State and U.S. Unemployment Rates**  
 January 2008 – May 2018

**UNEMPLOYMENT**

WorkForce Central<sup>2</sup> reported a decrease in Pierce County's unemployment rate, from the revised April 2018 rate of 5.4 percent to 5.2 percent in May 2018. This is 0.1 percent lower than the year-ago estimate of 5.3 percent.

The unemployment rate is below the lowest May unemployment rate experienced in the region over the last 10 years (5.3 percent in May 2017). The highest in this time frame was 10.5 percent in May 2010.

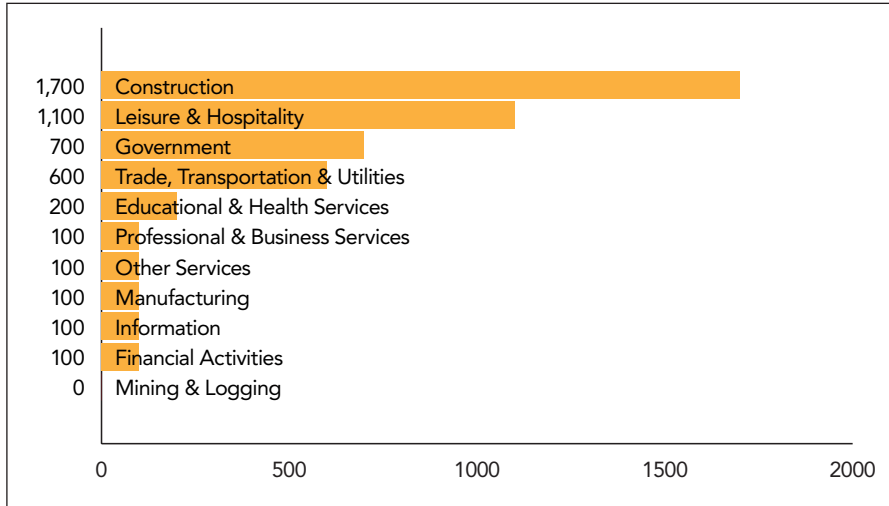
	May 2017	Apr 2018	May 2018	Change	
	Revised	Revised	Prelim	Month	Year
<b>Civilian Labor Force</b>	412,965	418,013	422,628	4,615	9,663
<b>Civilian Employment</b>	391,200	395,365	400,697	5,332	9,497
<b>Civilian Unemployment</b>	21,765	22,648	21,931	-717	166

 Data  
 Not  
 Seasonally  
 Adjusted


## PIERCE COUNTY WORKFORCE DATA

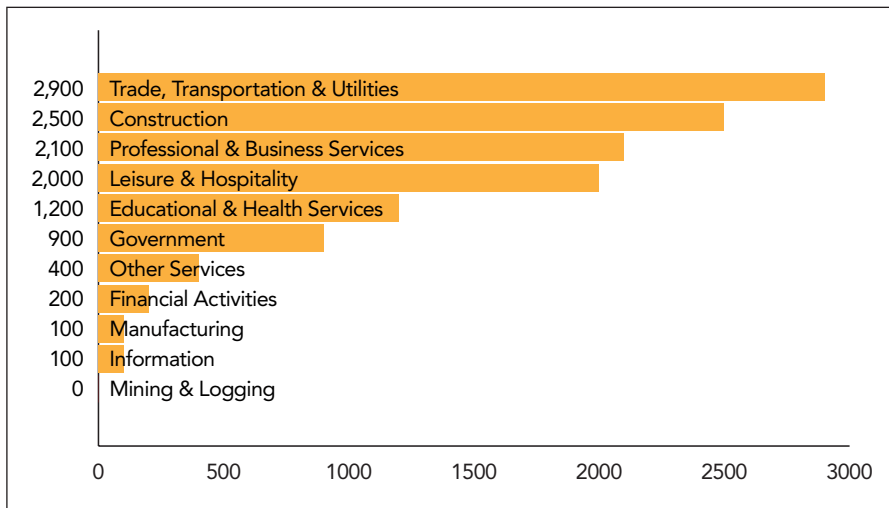
### Pierce County Month-Over Job Gains and Losses

April 2018 – May 2018



### Pierce County Year-Over Job Gains and Losses

May 2017 – May 2018



### MONTH-OVER JOB CHANGES<sup>3</sup>

All tracked industries experienced month-over employment gains. Construction experienced the largest month-over job gain with 1,700 jobs. Leisure & Hospitality added 1,100 jobs, followed by Government (700 jobs), Trade, Transportation & Utilities (600 jobs), and Educational & Health Services (200 jobs). Professional & Business Services, Other Services, Manufacturing, Information and Financial Activities gained 100 jobs each.

No industry experienced month-over job losses, while one industry<sup>4</sup> (Mining & Logging) remained unchanged. Overall, nonfarm employers in Pierce County gained 4,800 net jobs in the past month.

### YEAR-OVER JOB CHANGES

From May 2017 to May 2018, all tracked industries experienced job growth. Trade, Transportation & Utilities continues to experience the greatest year-over gains, adding 2,900 jobs to the region. Construction added 2,500 jobs, while Professional & Business Services added 2,100 jobs, Leisure & Hospitality added 2,000 jobs, Educational & Health Services added 1,200 jobs. There was also growth in Government (900 jobs), Other Services (400 jobs), Financial Activities (200 jobs), Manufacturing (100 jobs) and Information (100 jobs).

Mining & Logging continues to experience no year-over changes. Overall, nonfarm employers in Pierce County have added 12,400 net jobs in the past year.

### SUMMARY

While all tracked industries experienced both month-over and year-over job gains, Pierce County's unemployment rate remains well above the national rate. The addition of 4,800 nonfarm payroll jobs from April 2018, and 12,400 since May 2017, alongside a nearly-stalled unemployment rate could predict difficulties for local employers who seek to hire employees with skillsets that match their needs.

1. Labor force, employment and unemployment are reported by place of residence, including self-employed individuals, unpaid family workers, household domestic workers & workers on strike.
2. <https://www.esd.wa.gov/labormarketinfo/labor-area-summaries>
3. Jobs data is gathered from employers through the Current Employment Statistics (CES) survey, administered monthly by the Bureau of Labor Statistics. The CES excludes self-employed individuals, unpaid family workers, household domestic workers & workers on strike.
4. A list of industries and industry sub-sectors is accessible through the Bureau of Labor Statistics: [http://www.bls.gov/iag/tgs/iag\\_index\\_naics.htm](http://www.bls.gov/iag/tgs/iag_index_naics.htm)

