

JULY SNAPSHOT: PIERCE COUNTY WORKFORCE DATA

The WorkForce Central Monthly Employment Report for Pierce County (June 2018 to July 2018) shows the lowest unemployment rate of 2018. At 4.8 percent, it's also the first time the rate dropped below 5 percent this year.¹



UNEMPLOYMENT
Down 0.3%, to 4.8%



PAYROLL JOBS
Increased by 1,600



LARGEST GAIN
Leisure & Hospitality,
up 1,300



LABOR FORCE
Increased by 1,305

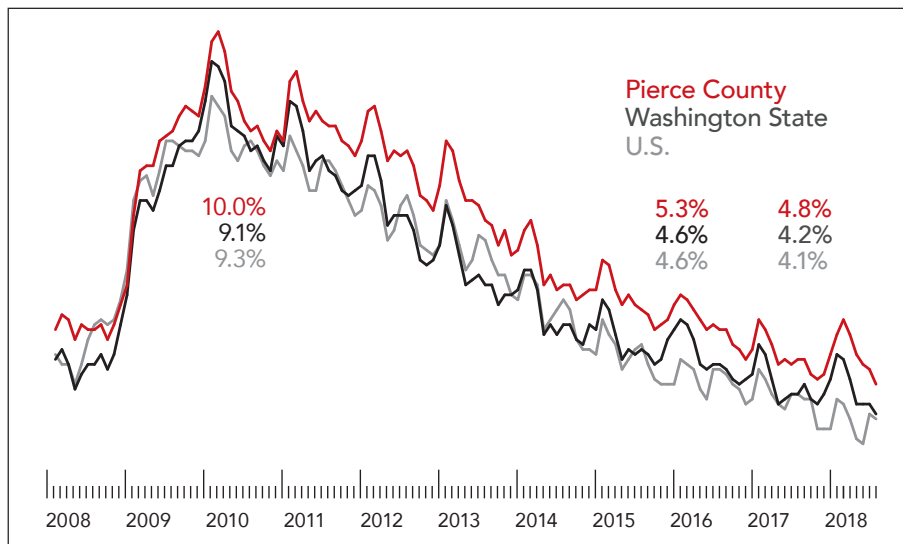


EMPLOYMENT
Increased by 2,366



LARGEST DECLINE
Educational & Health
Services, down 900

Pierce County, Washington State and U.S. Unemployment Rates
January 2008 – July 2018



UNEMPLOYMENT

The Employment Security Department² reported a decrease in Pierce County's unemployment rate, from the June 2018 rate of 5.1 percent to 4.8 percent in July 2018. This is 0.5 percent lower than the year-ago estimate of 5.3 percent.

The unemployment rate is below the lowest July unemployment rate experienced in the region over the last 10 years (5.3 percent in July 2017). The highest in this time frame was 10 percent in July 2011.

	July 2017	June 2018	July 2018	Change	
	Revised	Revised	Prelim	Month	Year
Civilian Labor Force	413,383	419,075	420,380	1,305	6,998
Civilian Employment	391,520	397,900	400,266	2,366	8,746
Civilian Unemployment	21,863	21,175	20,114	-1,061	-1,749

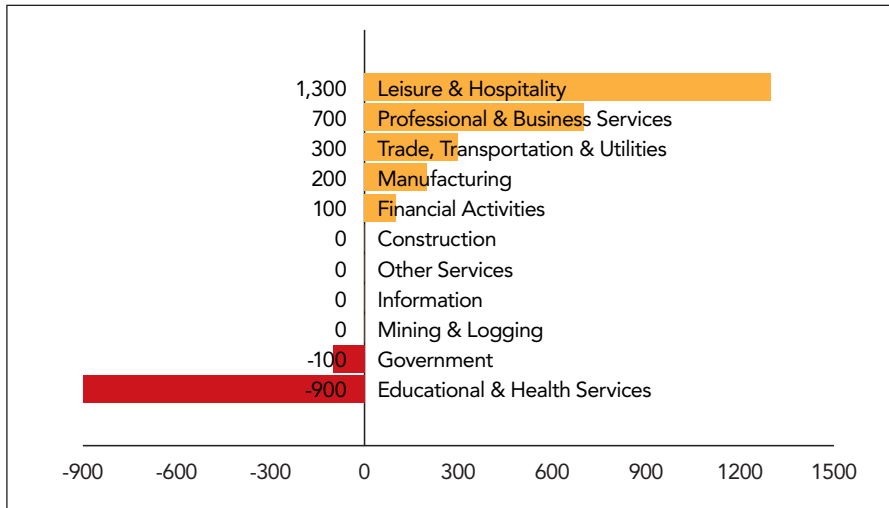
Data
Not
Seasonally
Adjusted



PIERCE COUNTY WORKFORCE DATA

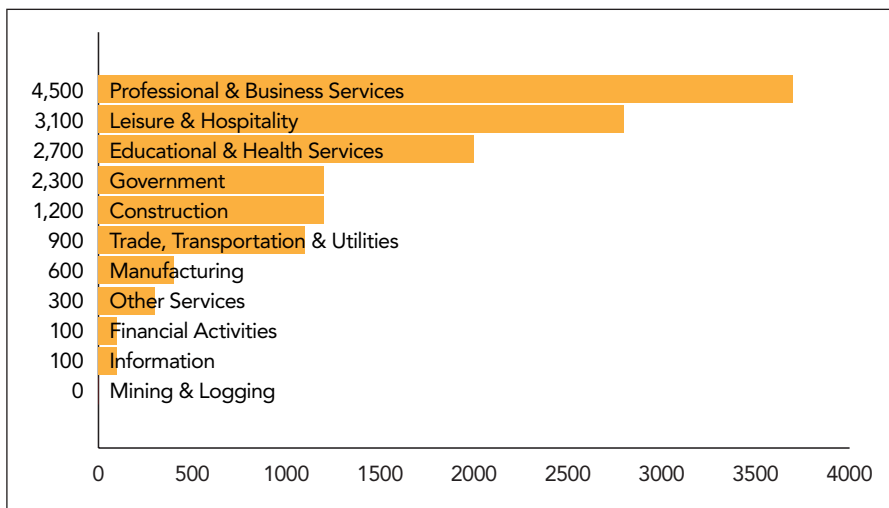
Pierce County Month-Over Job Gains and Losses

June 2018 – July 2018



Pierce County Year-Over Job Gains and Losses

July 2017 – July 2018



- Labor force, employment and unemployment are reported by place of residence, including self-employed individuals, unpaid family workers, household domestic workers & workers on strike.
- <https://www.esd.wa.gov/labormarketinfo/labor-area-summaries>
- Jobs data is gathered from employers through the Current Employment Statistics (CES) survey, administered monthly by the Bureau of Labor Statistics. The CES excludes self-employed individuals, unpaid family workers, household domestic workers & workers on strike.
- A list of industries and industry sub-sectors is accessible through the Bureau of Labor Statistics: http://www.bls.gov/iag/tgs/iag_index_naics.htm
- <https://fortress.wa.gov/esd/employmentdata/reports-publications/regional-reports/labor-area-summaries#Unemployment-rates>

MONTH-OVER JOB CHANGES³

Five industries experienced month-over employment gains. Leisure & Hospitality experienced the largest month-over job gain with 1,300 jobs. Professional & Business Services added 700 jobs, followed by Trade, Transportation & Utilities (300 jobs), Manufacturing (200 jobs) and Financial Activities (100 jobs).

Two industries experienced month-over job losses, while four industries⁴ (Construction, Other Services, Information and Mining & Logging) remained unchanged. Educational & Health Services experienced the largest month-over job loss with 900 jobs while Government saw a 100 job loss. Overall, nonfarm employers in Pierce County gained 1,600 net jobs in the past month.

YEAR-OVER JOB CHANGES

From July 2017 to July 2018, ten industries experienced job growth. Professional & Business Services experienced the greatest year-over gains, adding 4,500 jobs to the region. Leisure & Hospitality added 3,100 jobs, while Educational & Health Services added 2,700 jobs, Government added 2,300 jobs, Construction added 1,200 jobs. There was also growth in Trade, Transportation & Utilities (900 jobs), Manufacturing (600 jobs), Other Services (300 jobs), Financial Activities (100 jobs) and Information (100 jobs).

Mining & Logging continues to experience no year-over changes. Overall, nonfarm employers in Pierce County have added 15,800 net jobs in the past year.

SUMMARY

Solid job growth over the past twelve months has led to three consecutive months (May, June, July) without year-over job losses in a single sector. Pierce County added a net of 1,600 nonfarm payroll jobs from June 2018 and 15,800 in the past year. Still, Pierce County's unemployment rate of 4.8 percent is 0.6 percentage points higher than Washington's rate of 4.2 percent.⁵

